Price List

Industrial Automation Products

With effect from January 17th, 2026

se.com/in

Contents

Phaseo Power Supplies . . . 5
- Phaseo Power Supplies . . . 5

Harmony Smart Relays . . . 7
- Harmony Smart Relays . . . 7

Altivar AC Drives. . . . 9
- Altivar ATV12 . . . 11
- Altivar ATV310 . . . 11
- Altivar ATV610 . . . 14

Altivar Soft Starter . . . 17
- ATS01 . . . 17
- ATS130 . . . 17
- ATS22 . . . 17
- ATS430 . . . 19
- ATS480 . . . 23
- ATS490 . . . 25

Harmony Relays . . . 26
- Harmony Plug - In Relays . . . 27
- Harmony Electronic Timers/Control Relays . . . 31
- Easy Harmony Electronic Relays . . . 34

Control & Signaling Components . . . 35
- Easy Harmony XA2 Plastic Pilot Lights . . . 36
- Harmony XB5/XB7 Plastic (Pushbutton, Switches) . . . 37
- Easy Harmony XB2 Metal (Pushbutton, Switches) . . . 42
- Harmony Control Station & Enclosures . . . 43
- Harmony XVB7 Modular Tower Light 70 mm . . . 46
- Signaling Illuminated beacons . . . 47
- Easy Harmony XVG Monolithic Tower Light 60 mm . . . 50
- Pendant Control Station . . . 52
- Harmony Control Station XAPD Metal . . . 58

Harmony Panels and Industrial PCs . . . 59
- Harmony Basic HMI Panels for Simple Machines . . . 61
- Harmony Advanced HMI Panels for Performance Machines . . . 64
- Harmony HMI Software and Services . . . 69

TeSys Range . . . 76
- TeSys K Control Relays . . . 77
- TeSys K Power Contactors . . . 77
- TeSys K Accessories . . . 78
- TeSys Capacitor Duty Contactor . . . 79
- TeSys Deca Control Relays . . . 80
- TeSys Deca Power Contactors (3 Pole) . . . 80
- TeSys Deca Power Contactors (4 Pole) . . . 81
- TeSys Deca Advanced Contactor (3 Pole) NEW . . . 88
- TeSys Deca Advanced Contactor (4 Pole) NEW . . . 88
- TeSys Deca Accessories . . . 90

TeSys Giga - Future Ready . . . 96
- TeSys Giga Power Contactors . . . 98
- TeSys Giga Accessories . . . 99

Protection Relays for Motor Safety . . . 102

TeSys Protect . . . 103
- TeSys K, TeSys Deca, TeSys F, TeSys Giga . . . 103
- EOCR . . . 105
- Analog EOCR . . . 106
- EOCR SS . . . 106
- EOCR SSD . . . 106

Contents

TeSys Power 107

- Circuit Breakers for Motor Protection 108
- Accessories compatibility 113
- TeSys Switches 115
- Accessories for Switches 116
- TeSys Island 117
- Ultra Motor Starters 119
- iMCC Relay 121
- TeSys Tera NEW 122

ComPact NSX 124

- EasyPact CVS MCCB for Distribution Network 125
- Accessories 126

Acti 9 127

- Miniature Circuit Breakers (MCBs) 127
- Residual Current Devices 131
- Arc fault Detection Device (AFDD) 133
- Auxiliaries and Accessories for MCBs / RCDs 134
- Surge Protection Devices 136
- Control and Command Products 138

Panel Mount EasySeries

- Wide power range (7 models from 35 to 350 W)
- High degree of output voltage stability (precision: ± 1%)
- Proven performance (MTBF over 600K hours)
- Diagnostics via LEDs at the output terminal
- 4 quick and simple mounting types

Input Voltage	Output Voltage	Output Current	Reference	Description	Unit MRP [₹]
100...240 V AC single phase	24V	1.5A	ABL2REM24015K	ABL2_K Power Supply, DC24V output, 35W	2888
100...240 V AC single phase	24V	2A	ABL2REM24020K	ABL2_K Power Supply, DC24V output, 50W	3201
100...240 V AC single phase	24V	4.5A	ABL2REM24045K	ABL2_K Power Supply, DC24V output, 100W	4740
100...240 V AC single phase	24V	6.5A	ABL2REM24065K	ABL2_K Power Supply, DC24V output, 150W	5718
100...240 V AC single phase	24V	8.5A	ABL2REM24085K	ABL2_K Power Supply, DC24V output, 200W	7583
100...240 V AC single phase	24V	10A	ABL2REM24100K	ABL2_K Power Supply, DC24V output, 250W	8674
100...240 V AC single phase	24V	15A	ABL2REM24150K	ABL2_K Power Supply, DC24V output, 350W	14143

Universal ABL8RP/WP

- 100-500 Vac (1 or 2 Phases) Or 380-500Vac 3 Phases Input terminals
- Automatic or Manual reset
- 2 diagnosis LED (U/I)
- 4 to 10 mm2 output terminals
- Tool-free removal from omega (DIN) rail
- Protection of settings (sealable)
- Diagnosis relay

Input Voltage	Output Voltage	Output Current	Reference	Description	Unit MRP [₹]
100...120 V AC single phase, terminal(s): N-L1 200...500 V AC phase to phase,terminal(s): L1-L2	24V	3A	ABL8RPS24030	Univ. Power Supply 1P 24V 3A, 72W	19895
100...120 V AC single phase, terminal(s): N-L1 200...500 V AC phase to phase, terminal(s): L1-L2	24V	5A	ABL8RPS24050	Univ. Power Supply 1P 24V 5A, 120W	25720
100...120 V AC single phase, terminal(s): N-L1 200...500 V AC phase to phase, terminal(s): L1-L2	24V	10A	ABL8RPS24100	Univ. Power Supply 1P 24V 10A, 240W	29383
100...120 V AC single phase, terminal(s): N-L1 200...240 V AC phase to phase, terminal(s): L1-L2	24V	20A	ABL8RPM24200	Univ. Power Supply 1P 24V 10A, 480W	44226

Please contact Customer Care Center for Stockable and Non stockable status of references.

☑ NORMAL STOCK ITEMS

W.E.F. January 17th, 2026

Optimised ABLS

- One of the most compact on the market
- Up to +70°C ambiant temperature
- 6 output terminals
- Conformal coating in order to resist to common dust and chemical pollutants
- High degree of output voltage stability

Input Voltage	Output Voltage	Output Current	Reference	Description	Unit MRP [₹]
100...240 V AC single phase	12V	6.2A	ABLS1A12062	POWER SUPPLY 12V 6.2A 1PH OPTIMIZED	9863
100...240 V AC single phase	12V	10A	ABLS1A12100	POWER SUPPLY 12V 10A 1PH OPTIMIZED	14837
100...240 V AC single phase	24V	2.1A	ABLS1A24021	POWER SUPPLY 24V 2.1A 1PH OPTIMIZED	9203
100...240 V AC single phase	24V	3.1A	ABLS1A24031	POWER SUPPLY 24V 3.1A 1PH OPTIMIZED	9469
100...240 V AC single phase	24V	3.8A	ABLS1A24038	POWER SUPPLY 24V 3.8A 1PH OPTIMIZED	15320
100...240 V AC single phase	24V	5.0A	ABLS1A24050	POWER SUPPLY 24V 5A 1PH OPTIMIZED	13990
100...240 V AC single phase	24V	10A	ABLS1A24100	POWER SUPPLY 24V 10A 1PH OPTIMIZED	20489
100...240 V AC single phase	24V	20A	ABLS1A24200	POWER SUPPLY 24V 20A 1PH OPTIMIZED	37021
100...240 V AC single phase	48V	2.5A	ABLS1A48025	POWER SUPPLY 48V 2.5A 1PH OPTIMIZED	14837
100...240 V AC single phase	48V	5.0A	ABLS1A48050	POWER SUPPLY 48V 5A 1PH OPTIMIZED	15524
100...240 V AC single phase	48V	10A	ABLS1A48100	POWER SUPPLY 48V 10A 1PH OPTIMIZED	27166

Universal ABLU

- One of the most compact on the market
- Up to +70°C ambiant temperature
- Manual or Automatic reset in case of output overload or short circuit
- Power reserve allowing to deliver a current of 150% its nominal rating for a short time
- Conformal coating in order to resist to common dust and humidity

Input Voltage	Output Voltage	Output Current	Reference	Description	Unit MRP [₹]
380…500 V AC Three phase	24V	5.0A	ABLU3A24050	POWER SUPPLY 24V 5A 3PH UNIVERSAL	16228
380…500 V AC Three phase	24V	10A	ABLU3A24100	POWER SUPPLY 24V 10A 3PH UNIVERSAL	24342
380…500 V AC Three phase	24V	20A	ABLU3A24200	POWER SUPPLY 24V 20A 3PH UNIVERSAL	35446
380…500 V AC Three phase	24V	40A	ABLU3A24400	POWER SUPPLY 24V 40A 3PH UNIVERSAL	60270
380…500 V AC Three phase	48V	10A	ABLU3A48100	POWER SUPPLY 48V 10A 3PH UNIVERSAL	39700
380…500 V AC Three phase	48V	20A	ABLU3A48200	POWER SUPPLY 48V 20A 3PH UNIVERSAL	62779

Please contact Customer Care Center for Stockable and Non stockable status of references.

☑ NORMAL STOCK ITEMS

W.E.F. January 17th, 2026

Zelio 2 compact smart relay with display

Zelio 2 compact smart relay without display

Zelio 2 modular smart relay with display

Relays

Description	Reference	Unit MRP [₹]
Voltage 24V DC		
Zelio Logic module - 10 I O, RLY - w/o clock - with display	SR2A101BD ☑	20431
Zelio Logic module - 20 I O, RLY - w/o clock - with display	SR2A201BD ☑	33351
Zelio Logic module - 12 I O,TRN - with clock - with display	SR2B121BD ☑	18684
Zelio Logic module - 12 I O,TRN - with clock - with display	SR2B122BD	28025
Zelio Logic module - 20 I O, RLY - with clock - with display	SR2B201BD ☑	37104
Zelio Logic module - 20 I O, RLY - with clock - with display	SR2B202BD	38590
Zelio Logic module - 10 I O, RLY - w/o clock - w/o display	SR2D101BD ☑	14920
Zelio Logic module - 20 I O, RLY - w/o clock - w/o display	SR2D201BD ☑	29946
Zelio Logic module - 12 I O, RLY - with clock - w/o display	SR2E121BD	19207
Zelio Logic module - 20 I O, RLY - with clock - w/o display	SR2E201BD	34782
Zelio Logic module - 10 I O, RLY - with clock - with display	SR3B101BD	22526
Zelio Logic module - 10 I O, TRN - with clock - with display	SR3B102BD	20779
Zelio Logic module - 26 I O, RLY - with clock - with display	SR3B261BD ☑	46793
Zelio Logic module - 26 I O, TRN - with clock - with display	SR3B262BD	46882
Voltage 100-240V AC		
Zelio Logic module - 10 I O, RLY - w/o clock - with display	SR2A101FU ☑	23136
Zelio Logic module - 20 I O, RLY - w/o clock - with display	SR2A201FU ☑	34311
Zelio Logic module - 12 I O, RLY - with clock - with display	SR2B121FU ☑	22961
Zelio Logic module - 20 I O, RLY - with clock - with display	SR2B201FU ☑	38154
Zelio Logic module - 10 I O, RLY - w/o clock - w/o display	SR2D101FU	15971
Zelio Logic module - 20 I O, RLY - w/o clock - w/o display	SR2D201FU	33863
Zelio Logic module - 12 I O, RLY - with clock - w/o display	SR2E121FU	20235
Zelio Logic module - 20 I O, RLY - with clock - w/o display	SR2E201FU	40079
Zelio Logic module - 10 I O, RLY - with clock - with display	SR3B101FU	24247
Zelio Logic module - 26 I O, RLY - with clock - with display	SR3B261FU ☑	48365
Voltage 12V DC		
Zelio Logic module - 12 I O - with clock - with display	SR2B121JD	24011
Zelio Logic module - 20 I O - with clock - with display	SR2B201JD	29261
Voltage 24V AC		
Zelio Logic module - 12 I O - with clock - with display	SR2B121B	24011
Zelio Logic module - 20 I O - with clock - with display	SR2B201B	43980
Zelio Logic module - 20 I O - with clock - w/o display	SR2E201B	34952
Zelio Logic module - 10 I O - with clock - with display	SR3B101B	25721
Zelio Logic module - 24 I O - with clock - with display	SR3B261B	51072

Note: Zelio Smart Relays are also available in other voltages. Please contact our nearest Sales Office for the same.

Please contact Customer Care Center for Stockable and Non stockable status of references.

☑ NORMAL STOCK ITEMS

W.E.F. January 17th, 2026

I/O Extention module

I/O Extension modules

Description	Reference	Unit MRP [₹]
Discrete I/O extension module - 6 I O 4DI, 2DO - 24 V DC	SR3XT61BD	9201
Discrete I/O extension module - 6 I O 4DI, 2DO	SR3XT61FU	9075
Discrete I/O extension module - 10 I O 6DI, 4DO - 24 V DC	SR3XT101BD ☑	9893
Discrete I/O extension module - 10 I O 6DI, 4DO	SR3XT101FU	11989
Discrete I/O extension module - 14 I O 8DI, 6DO - 24 V AC	SR3XT141B	19942
Discrete I/O extension module - 14 I O 8DI, 6DO - 24 V DC	SR3XT141BD ☑	13646
Discrete I/O extension module - 14 I O 8DI, 6DO	SR3XT141FU	14501
Analogue I/O extension module - 2 AI/ 2AO	SR3XT43BD	21858

Accessories

Description	Reference	Unit MRP [₹]
SUB-D 9-pin PC connecting cable - 3 m	SR2CBL01 ☑	15029
Communication interface	SR2COM01	26206
memory cartridge firmware - for v 3.0 - EEPROM	SR2MEM02 ☑	3680
USB PC connecting cable - 3 m	SR2USB01 ☑	18698

Please contact Customer Care Center for Stockable and Non stockable status of references.

☑ NORMAL STOCK ITEMS

W.E.F. January 17th, 2026

Altivar™ AC Drives

Advanced energy management and performance in motor control

se.com/drives

Altivar™ Easy 310

Drives for Simple Machines

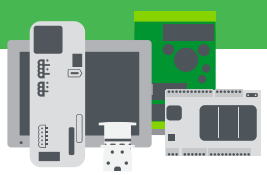

When just enough is just right!

MADE IN INDIA

Now available upto 22kW

Reliable & cost effective solution to manage the speed of your motors in your machines.

se.com/drives

General Purpose Drives

Altivar™ 12: Drives for 1-Phase / 3-Phase 230 Volts Input & 3-Phase 230 Volts Output

- Small: easily integrated in any machine
- Discreet & Intuitive
- Reliable: quality which stands the test of time
- High-performance: even without adjustment

kW (HD)	HP Rating	Max. continuous current(A)	Reference	Unit MRP [₹]
Single phase-Supply Voltage: 200…240V				
0.18	0.25	1.4	ATV12H018M2	On Request
0.37	0.55	2.4	ATV12H037M2	On Request
0.55	0.75	3.5	ATV12H055M2	On Request
0.75	1	4.2	ATV12H075M2	On Request
1.5	2	7.5	ATV12HU15M2	On Request
2.2	3	10	ATV12HU22M2	On Request
Three phase-Supply Voltage: 200…240V				
0.37	0.55	2.4	ATV12H037M3	On Request
0.75	1	4.2	ATV12H075M3	On Request
1.5	2	7.5	ATV12HU15M3	On Request
2.2	3	10	ATV12HU22M3	On Request
3	~	12.2	ATV12HU30M3	On Request
4	5	16.7	ATV12HU40M3	On Request

Altivar™ 310: Drives for 3-Phase 440 Volts Input & 3-Phase 440 Volts Output

- Optimized installation space & Optimized time and cost
- Service cost savings
- Easy to operate
- Easy to maintain & Easy to integrate in automation system
- 55deg Celsius ambient temperature without derating

KW		Max. Continuous Current (A)		Reference	Unit MRP [₹]
ND	HD	ND	HD		
~	0.37	~	1.5	ATV310H037N4E	On Request
~	0.75	~	2.3	ATV310H075N4E	On Request
~	1.5	~	4.1	ATV310HU15N4E	On Request
~	2.2	~	5.5	ATV310HU22N4E	On Request
4	3	8.9	7.1	ATV310HU30N4E	On Request
5.5	4	12.1	9.5	ATV310HU40N4E	On Request
7.5	5.5	16	12.6	ATV310HU55N4E	On Request
11	7.5	22.8	17	ATV310HU75N4E	On Request
15	11	30	24	ATV310HD11N4E	On Request
18	15	36	33	ATV310HD15N4E	On Request
22	18	43	39	ATV310HD18N4E	On Request
30	22	60	46	ATV310HD22N4E	On Request
18	15	36	33	ATV310HD15N4EF	On Request
22	18	43	39	ATV310HD18N4EF	On Request
30	22	60	46	ATV310HD22N4EF	On Request

*F refer to inbuilt EMC

Please contact Customer Care Center for Stockable and Non stockable status of references.

☑ NORMAL STOCK ITEMS

W.E.F. January 17th, 2026

Automation and control made easy

Easy Altivar™ 610 variable speed drives.

Easy Altivar™ 610 variable speed drives for three-phase synchronous motors address the challenges faced by new economies. They are fit for purpose at affordable prices with no compromise on ease of use, robustness, and availability – the core values supported by a worldwide leader in automation.

Water & wastewater

Oil & gas

Constant, negative pressure water supply

Building

Power

Other OEM

Fit for purpose
- Optimized control system
- Multi-pump control function
- Harmonic mitigation solution

Designed for easiness
- Easy to install
- Easy to set up and use
- Easy to maintain

Strong on robustness
- Robust design for harsh environments
- Ever higher protection and performance

Always available
- Wide availability
- Worldwide technical assistance

MADE IN INDIA

Contact with Schneider Electric sales for country of origin.

se.com/easyaltivar610

Easy Altivar™ 610

Now available upto 460V

Main features

Power range:
0.75 to 315kW

Main voltage range:
380~460V, 3 phase, -15 to +10%

Overload capability:
ND: 110% 60s; 120% 20s;
HD: 150% 60s

EMC:
C3 level filter embedded

Harmonics:
DC choke embedded (above 4kW)

Protection:
IP20

Operation temperature:
-15°C to +60°C (derating above +45°C)

Motor control law:
Asy motor: V/f 2 pts; V/f 5 pts;
UF quad; energy saving

Control I/O

Control terminal:
- Analog input: 3
- Analog output: 2
- Digital input: 6
- Relay output: 3

Communication:
- Modbus embedded;

option: Profibus DP

Display terminal

Basic keypad (standard)
- LCD backlight, removable
- 2 lines, 6 languages
- Configuration save
- Easy mounting kit (Ø22mm)

For more information and product references visit

se.com/easyaltivar610

Altivar™ 610: Drives for pumps and fans from 0.75 to 315 kW

Now available upto 460V

- Compact size: simplicity of integration and reduction of the size of the enclosures
- Electronic cards with protective coating
- Operation temperature: -10…+60°C
- IP40 protection level on the top of the product
- Typical multi-pump configuration without PLC
- 7 preprogrammed function blocks cover 90% of the pump and fan applications
- Colored control circuit terminals to avoid misuse

kW		Max. continuous current(A)		Reference	Unit MRP [₹]
ND	HD	ND	HD		
Three phase-Supply Voltage: 380…460V					
4	3	9.3	7.2	ATV610U40N4	On Request
5.5	4	12.7	9.3	ATV610U55N4	On Request
7.5	5.5	15.8	12.7	ATV610U75N4	On Request
11	7.5	23.5	16.5	ATV610D11N4	On Request
15	11	31.7	23.5	ATV610D15N4	On Request
18.5	15	39.2	31.7	ATV610D18N4	On Request
22	18.5	46.3	39.2	ATV610D22N4	On Request
30	22	61.5	46.3	ATV610D30N4	On Request
37	30	74.5	59.6	ATV610D37N4	On Request
45	37	88	74.5	ATV610D45N4	On Request
55	45	106	88	ATV610D55N4	On Request
75	55	145	106	ATV610D75N4	On Request
90	75	173	145	ATV610D90N4	On Request
110	90	211	173	ATV610C11N4	On Request
132	110	250	211	ATV610C13N4	On Request
160	132	302	250	ATV610C16N4	On Request
220 NEW	160	~	~	ATV610C22N4*	On Request
250 NEW	220	~	~	ATV610C25N4*	On Request
315 NEW	250	~	~	ATV610C31N4*	On Request

Note: *Range Extension

Please contact Customer Care Center for Stockable and Non stockable status of references.

☑ NORMAL STOCK ITEMS

W.E.F. January 17th, 2026

Reduce mechanical stress on your machines

Altistart™ ATS01
Altivar™ ATS130
Altistart™ ATS22
Altivar Soft Starter ATS430 Newly Launched
Altivar™ Soft Starter ATS480
Altivar Soft Starter ATS490 Newly Launched

Complete range of soft starters from 0.37 kW (3 Amps) to 900 kW (1200 Amps)

se.com/drives

Altivar™ Soft Starters: 3 ranges to match your applications



Process and infrastructures

Standard industrial Machines

Simple machines and HVAC

Main data on Altivar™ Soft Starters

	ATS01	ATS130	ATS22	ATS430	ATS480	ATS490
Us rated operational voltage	110 to 480V single phase 110 to 480V 3 phase	200 to 480V	230 to 440V 208 to 600V	208-600V 3 phase	208 to 690V	209-690V 3 phase
Ierated operational current	3 to 12A (1 ph) –6 to 32A (3ph)	38 to 105A	17 to 590A	17-590A	17 to 1200A	17-1200A
Power range	0,37 to 15kW	11 to 55kW	4 to 400kW	4-400kW (3-500HP)	4 to 900kW	2-900kW
UcControl supply voltage	24V AC/DC 110-240Vac	24V DC	110 to 230Vac	110-230V	110 to 230Vac	115-230V
Connectivity	-	-	Modbus	Modbus, Modbus TCP, EtherNet/IP, PROFIBUS DP V1, CANopen, Profinet	Modbus, Modbus TCP, EtherNet/IP, Profinet, Profibus DP, CANopen	Modbus, Modbus TCP, EtherNet/IP, PROFIBUS DP V1, CANopen, Profinet
Type of control	Voltage ramp	Voltage ramp	Voltage control	Torque control	Torque Control, voltage control	Torque control
Current limitation	-	-	350% Ie	500% Ie up to 700% motor In	500% Ie(up to 700% rated motor current)	-
Stop mode	Freewheel, voltage ramp	Freewheel, voltage ramp	Freewheel, voltage ramp	Freewheel, voltage ramp	Torque ramp, voltage ramp, dynamic braking, DC injection	-
Thermal protections Other protections	-	-	Electronic Underload, overload, motor phase loss, line phase inversion excessive acceleration time, current overload, ground leakage	Electronic thermal relay, PTC, underload, motor phase loss, line phase inversion, excessive acceleration time, ground leakage	Electronic, PTC, PT100 2 or 3 wires Underload, overload, motor phase loss, line phase inversion excessive acceleration time, current overload, ground leakage	-

W.E.F. January 17th, 2026

Soft Starter

ATS01 – Soft Starter for Simple Machine

[Us] Rated Supply Voltage	Network Number of Phases	Motor Power kW	Starting Time	[Ie] Rated Operational Current (A)	Reference	Unit MRP [₹]
380….415V 50…..60Hz	3	1.5kW/2.2kW/3kW	adjustable from 1 to 10s	6	ATS01N206QN	On Request
	3	4kW	adjustable from 1 to 10s	9	ATS01N209QN	On Request
	3	5.5kW	adjustable from 1 to 10s	12	ATS01N212QN	On Request
	3	7.5kW/11kW	adjustable from 1 to 10s	22	ATS01N222QN	On Request
	3	15kW	adjustable from 1 to 10s	32	ATS01N232QN	On Request

ATS130 - Power Extension of ATS01 from 38 Amp to 105 Amp

- ATS130 Soft motor Starter solution, an alternative to DOL motor Starter for control panel flexibility
- Increase the competitiveness of customer design
  - Reduce space in cabinet
  - Save time during installation
  - Easy commissioning
- No preventive maintenance

Nominal Power in kW			Nominal Current (Amps)	Reference	Unit MRP [₹]
230 Vac	400 Vac	440 Vac			
11	18.5	22	38	ATS130N2D38LT	On Request
11	22	22	45	ATS130N2D45LT	On Request
18.5	30	37	65	ATS130N2D65LT	On Request
22	37	45	73	ATS130N2D73LT	On Request
22	45	45	80	ATS130N2D80LT	On Request
30	55	55	105	ATS130N2C11LT	On Request

ATS22 - Soft Starter for Utilities (Pump & fan)

- Embedded shorting contactor
- Size reduction: average of 25% less compare to ATS48 alone (without additional by-pass)
- Full starter and motor protections
- True three phases control
- Modbus in Built

kW (400 V)	Nominal Current (Amps)	Reference	Unit MRP [₹]
Three phase-Supply Voltage: 230V…440V			
7.5	17	ATS22D17Q	On Request
15	32	ATS22D32Q	On Request
22	47	ATS22D47Q	On Request
30	62	ATS22D62Q	On Request
37	75	ATS22D75Q	On Request
45	88	ATS22D88Q	On Request
55	110	ATS22C11Q	On Request
75	140	ATS22C14Q	On Request
90	170	ATS22C17Q	On Request
110	210	ATS22C21Q	On Request
132	250	ATS22C25Q	On Request
160	320	ATS22C32Q	On Request
220	410	ATS22C41Q	On Request
250	480	ATS22C48Q	On Request
315	590	ATS22C59Q	On Request

Please contact Customer Care Center for Stockable and Non stockable status of references.

☑ NORMAL STOCK ITEMS

W.E.F. January 17th, 2026

Altivar Soft Starter ATS430

From 17A to 590A

The new ATS430 offers effective motor management for standard machines in industrial applications.

Competitiveness

- **Optimize time from design to operation** thanks to integration in EcoStruxure™ solutions.
- **Reduce overall cost:** No need to add external equipment, as essential functions for efficient motor management are built-in.

Effective Motor Management

- **Best in class motor control:** Application requirements are mastered by the torque control system, motor and application are monitored.
- **High durability to increase machine uptime:** designed for high reliability level, the ATS430 offers condition monitoring, upgradability and repairability.

Sustainability

- **Environmental performance:** ATS430 integrates biobased plastic, ASI-certified aluminum and recycled cardboard packaging.
- **Energy efficient:** efficiency > 99.5%, ATS430 is integrated in EcoStruxure™ Power Monitoring Expert

- Device condition monitoring
- Energy and power monitoring
- Cybersecurity best practices
- Torque control system
- Integrated bypass relays

se.com/drives

Altivar Soft Starter ATS430

- Integrated bypass
- Effective
- Performance with Torque Control, the original
- Direct connection to automation (Modbus open style)
- High usability
- Increased uptime and lifetime
- High reliability
- Condition monitoring of the device
- Help to protect your machine operations
- Best Cybersecurity practices
- Role Based Access Control, PIN code

Next Gen Soft Starter for standard industrial machines, normal duty applications, from 17 to 590A.
From 4 to 400kW (3 to 500HP)
Ue = 208 to 600V 3 phase
Us = 115 to 230VAC

Nominal Current (Amps)	Reference	Unit MRP [₹]
Three phase-Supply Voltage: 208V…600V		
17	ATS430D17S6	On Request
32	ATS430D32S6	On Request
47	ATS430D47S6	On Request
62	ATS430D62S6	On Request
75	ATS430D75S6	On Request
88	ATS430D88S6	On Request
110	ATS430C11S6	On Request
140	ATS430C14S6	On Request
170	ATS430C17S6	On Request
210	ATS430C21S6	On Request
250	ATS430C25S6	On Request
320	ATS430C32S6	On Request
410	ATS430C41S6	On Request
480	ATS430C48S6	On Request
590	ATS430C59S6	On Request

Please contact Customer Care Center for Stockable and Non stockable status of references.

☑ NORMAL STOCK ITEMS

W.E.F. January 17th, 2026

Altivar™ Soft Starter ATS480

The Altivar™ Soft Starter ATS480 is the next evolution of soft starters for digitization, while meeting cybersecurity standard. Designed to address process and infrastructures, ATS480 simplifies projects execution and maximizes the availability of your applications, even in the most demanding environments.

ATS480 builds on the proven robustness and stop/ starting performance of the ATS48. ATS480 extends the lifetime of ATS48 equipment and preserves your initial investment by reusing current design.

Benefits

Reduced engineering time and cost

- The integration of Altivar Soft Starter ATS480 in EcoStruxureTM Apps and software for Automation and Power drastically simplify architecture selection, detailed design and execution.

Reliability for your operations

- Highly robust and reliable even for the most demanding applications or in harsh environments
- Flexibility to improve the continuity of service of your applications

Cybersecure

- User account management to enforce authorization
- ATS480 has enhance cybersecurity features built-in to restrict or disable port and services
- Threat intelligence to generate security related reports
- Secure boot and firmware upgrade

Complete solution for Process & Infrastructures projects

Only 1 range 208/690 V from 4 to 900kW

Options and accessories common to Altivar™

Altivar " Soft Starter ATS480 characteristics	
Us Rated operational voltage	208 to 690V
Ie rated operational current	17 to 1700A
Pe Power range	4 to 900kW
Application type	Normal and heavy duty
Control Type	Torque control, the original
Current limitation	500% Ie up to 700% motor In
Stop mode	Torque ramp, dynamic braking, DC injection
Motor thermal protection	Embedded electronic thermal relay, PTC, PT100
Connectivity	Modbus serial (embedded) Modbus TCP EtherNet/IP PROFINET PROFIBUS DP CANopen
Markings and Certifications	CE, c.UL.us, CCC, EAC, RCM, UKCA, DNV ABS, BV CCS

Please contact Customer Care Center for Stockable and Non stockable status of references.

☑ NORMAL STOCK ITEMS

W.E.F. January 17th, 2026

Soft Starter Selection

Refer to the following table to select ATS480 compatible with the ATS48 to substitute.

Legacy offers		New offers
ATS48●●●Q 230...415 Vac	**ATS48●●●Y 208...690 Vac**	**ATS480●●●Y 208...690 Vac**
ATS48D17Q	ATS48D17Y	ATS480D17Y
ATS48D22Q	ATS48D22Y	ATS480D22Y
ATS48D32Q	ATS48D32Y	ATS480D32Y
ATS48D38Q	ATS48D38Y	ATS480D38Y
ATS48D47Q	ATS48D47Y	ATS480D47Y
ATS48D62Q	ATS48D62Y	ATS480D62Y
ATS48D75Q	ATS48D75Y	ATS480D75Y
ATS48D88Q	ATS48D88Y	ATS480D88Y
ATS48C11Q	ATS48C11Y	ATS480C11Y
ATS48C14Q	ATS48C14Y	ATS480C14Y
ATS48C17Q	ATS48C17Y	ATS480C17Y
ATS48C21Q	ATS48C21Y	ATS480C21Y
ATS48C25Q	ATS48C25Y	ATS480C25Y
ATS48C32Q	ATS48C32Y	ATS480C32Y
ATS48C41Q	ATS48C41Y	ATS480C41Y
ATS48C48Q	ATS48C48Y	ATS480C48Y
ATS48C59Q	ATS48C59Y	ATS480C59Y
ATS48C66Q	ATS48C66Y	ATS480C66Y
ATS48C79Q	ATS48C79Y	ATS480C79Y
ATS48M10Q	ATS48M10Y	ATS480M10Y
ATS48M12Q	ATS48M12Y	ATS480M12Y

The specific legacy references and their functionality are included in the substitution:

Specific Legacy offers	New offers
ATS48●●●YS316, ability to set in Delta up to 500 V	
ATS48●●●YS338, tropicalization coating	ATS480●●●Y
ATS48●●●QS338, tropicalization coating	

Please contact Customer Care Center for Stockable and Non stockable status of references.

☑ NORMAL STOCK ITEMS

W.E.F. January 17th, 2026

Green Premium™

Enhance sustainability with Altivar™ Soft Starter ATS480

Superior environmental performance thanks to upgradability and modernization solutions

Altivar™ Soft Starter ATS480 is RoHS and REACH compliant
- Transparent environment information
- Life Cycle Analysis, compliant with ISO 14025
- Circularity Profile

Altivar™ Soft Starter ATS480 brings key benefits to help you achieve superior upgradable performance by enhancing its embedded functionality and performance capabilities for both hardware and software. ATS480 also extends the service life of ATS48 equipment: ATS480 replaces ATS48 while keeping the same footprint, circuit breaker, contactors, cables, and behavior of the process, making way for evolution.

The additional power options and the cybersecurity-compliant firmware upgradability capabilities of the Altivar™ Soft Starter ATS480 can help you to maximize process continuity and operation, as well as reduce your operational expenses, by avoiding the need to replace your soft starter or modify your existing installation as a retrofit.

Benefits
- Enable a secure and digital area
- Reduce your engineering time and cost
- Help to secure your operations
- Reduce downtime
- Extend the service life of ATS48 equipment
- Make way for evolution
- Preserve your initial investment

...SUSTAINABILITY READY

Green Premium™ | Sustainable performance, by design

Experience our offer on se.com/green-premium

Communication and Wi-Fi modules

The additional communication modules allow you to easily integrate Altivar™ Soft Starter ATS480 in your scalable automation system. Together with the Wi-Fi access point, they bring easy access to the real data provided by the soft starter, aiding its digitization and easy integration in Industry 4.0 technologies.

Cybersecurity-compliant firmware upgrade

You have the possibility to upgrade the Altivar™ Soft Starter ATS480 firmware. Available on se.com, the firmware is digitally signed and can only be applied if authenticity is verified by the ATS480.

Graphic display terminal and dynamic QR code

In addition to the detailed warnings and detected errors available on the removable plain text display terminal, the graphic display terminal provides contextual troubleshooting and direct access to the appropriate page of the documentation via a dynamic QR code.

Power options (line chokes, bypass contactor)

The power options of Altivar™ Soft Starter ATS480 bring you the possibility to improve the power quality and efficiency of your installation. These options also improve the continuity of service of the installation and its robustness.

Product selector for ATS480

EcoStruxure™ Motor Control Configurator

EcoStruxure™ Motor Management Design

Altistart™ 480

ATS480 in-line								
Motor nameplate							ATS480	
Rated operational voltage (Ue)								
Rated motor power								
230 V	400 V	440 V	500 V	525 V	660 V	690 V		
kW	kW	kW	kW	kW	kW	kW	Reference	Unit MRP [₹]
Normal duty applications								
4	7.5	7.5	9	9	11	15	ATS480D17Y	On Request
5.5	11	11	11	11	15	18.5	ATS480D22Y	On Request
7.5	15	15	18.5	18.5	22	22	ATS480D32Y	On Request
9	18.5	18.5	22	22	30	30	ATS480D38Y	On Request
11	22	22	30	30	37	37	ATS480D47Y	On Request
15	30	30	37	37	45	45	ATS480D62Y	On Request
18.5	37	37	45	45	55	55	ATS480D75Y	On Request
22	45	45	55	55	75	75	ATS480D88Y	On Request
30	55	55	75	75	90	90	ATS480C11Y	On Request
37	75	75	90	90	110	110	ATS480C14Y	On Request
45	90	90	110	110	132	160	ATS480C17Y	On Request
55	110	110	132	132	160	200	ATS480C21Y	On Request
75	132	132	160	160	220	250	ATS480C25Y	On Request
90	160	160	220	220	250	315	ATS480C32Y	On Request
110	220	220	250	250	355	400	ATS480C41Y	On Request
132	250	250	315	315	400	500	ATS480C48Y	On Request
160	315	355	400	400	560	560	ATS480C59Y	On Request
–	355	400	–	–	630	630	ATS480C66Y	On Request
220	400	500	500	500	710	710	ATS480C79Y	On Request
250	500	630	630	630	900	900	ATS480M10Y	On Request
355	630	710	800	800	–	–	ATS480M12Y	On Request
Heavy duty applications								
3	5.5	5.5	7.5	7.5	9	11	ATS480D17Y	On Request
4	7.5	7.5	9	9	11	15	ATS480D22Y	On Request
5.5	11	11	11	11	15	18.5	ATS480D32Y	On Request
7.5	15	15	18.5	18.5	22	22	ATS480D38Y	On Request
9	18.5	18.5	22	22	30	30	ATS480D47Y	On Request
11	22	22	30	30	37	37	ATS480D62Y	On Request
15	30	30	37	37	45	45	ATS480D75Y	On Request
18.5	37	37	45	45	55	55	ATS480D88Y	On Request
22	45	45	55	55	75	75	ATS480C11Y	On Request
30	55	55	75	75	90	90	ATS480C14Y	On Request
37	75	75	90	90	110	110	ATS480C17Y	On Request
45	90	90	110	110	132	160	ATS480C21Y	On Request
55	110	110	132	132	160	200	ATS480C25Y	On Request
75	132	132	160	160	220	250	ATS480C32Y	On Request
90	160	160	220	220	250	315	ATS480C41Y	On Request
110	220	220	250	250	355	400	ATS480C48Y	On Request
132	250	250	315	315	400	500	ATS480C59Y	On Request
160	315	355	400	400	560	560	ATS480C66Y	On Request
–	355	400	–	–	630	630	ATS480C79Y	On Request
220	400	500	500	500	710	710	ATS480M10Y	On Request
250	500	630	630	630	900	900	ATS480M12Y	On Request

Please contact Customer Care Center for Stockable and Non stockable status of references.

☑ NORMAL STOCK ITEMS

W.E.F. January 17th, 2026

Altivar Soft Starter ATS490

From 17A to 1200A

Green Premium™ | Sustainable performance, by design

Discover the innovative features, and high durability performance of Altivar Soft Starter ATS490 that leads to the optimization of the project cost and provides a holistic vision for energy and asset management. Downtime and maintenance costs are reduced even for the most demanding application keeping safety and security.

Improve competitiveness

CapEx reduction through integration, removing external devices. OpEx reduction through high durability and data reporting

Improve sustainability

99.5% efficiency with integrated bypass

power and energy monitoring

Plastic with bio-based content (>20%), ASI certified aluminium compliant with REACH and RoHS

Improve operational resilience

Torque control, the original high durability and integrated condition monitoring

Cybersecurity certified

IEC 62443-4-2 SL1
Extend the lifespan with repairability and upgrade

Safe Torque Off certified
IEC 61508 SIL 1
IP20 protection degree as standard up to 110A, with protective covers up to 660A

Certified Cybersecurity Features

se.com/drives

Altivar Soft Starter ATS490

- Integrated bypass
- Cybersecurity features certified IEC 62443-3-2 SL1
- Safe Torque Off certified IEC61508 SIL1
- Ethernet embedded : Modbus TCP, Ethernet/IP
- Differentiated equipment design to reduce CapEx
- Digital data reporting for Energy, asset management and high durability to reduce OpEx.

Next Gen Soft Starter for process and infrastructure, normal and Heavy duty applications, from 17 to 1200A

From 3 to 900kW (1200HP)

Ue = 208 to 690V 3 phase

Us = 115 to 230VAC

Nominal Current (Amps)	Reference	Unit MRP [₹]
Three phase-Supply Voltage: 208V…690V		
17	ATS490D17Y	On Request
22	ATS490D22Y	On Request
32	ATS490D32Y	On Request
38	ATS490D38Y	On Request
47	ATS490D47Y	On Request
52	ATS490D62Y	On Request
75	ATS490D75Y	On Request
88	ATS490D88Y	On Request
110	ATS490C11Y	On Request
140	ATS490C14Y	On Request
170	ATS490C17Y	On Request
210	ATS490C21Y	On Request
250	ATS490C25Y	On Request
320	ATS490C32Y	On Request
410	ATS490C41Y	On Request
480	ATS490C48Y	On Request
590	ATS490C59Y	On Request
660	ATS490C66Y	On Request
790	ATS490C79Y	On Request
1000	ATS490M10Y	On Request
1200	ATS490M12Y	On Request

Please contact Customer Care Center for Stockable and Non stockable status of references.

☑ NORMAL STOCK ITEMS

W.E.F. January 17th, 2026

Harmony Relays

Electromechanical, Timer and control Relays

Enhance **operational efficiency and optimize equipment availability** with our widest range of relays. Harmony relays are designed, manufactured, and tested to meet your needs for both wired logic functions and PLC Interfaces.

se.com/in

Plug - In Relays

- **Wide choice:** 1C/O 10 A – 2C/O 5 A, 24 VDC – 230 VAC, multifunctional features
- **Robust installation:** fast-on pin terminal
- **Easy to use:** optional status indication and test function
- **Safe to perform:** feasibility to add protection modules (diode, diode + LED, RC circuit,or varistor + LED)
- **Space saving:** only 16 mm socket for 2C/O
- **Complies:** to CE, UL, CSA, EAC

RXG Interface Relays NEW

Description	Relay	Control Circuit Voltage (V)		Reference	Unit MRP [₹]
1CO 6 Pin Relay Standard cover lockable test button					
Without LED indicator	1 CO - 10 A	24V	DC	RXG11BD	645
	1 CO - 10 A	120V	AC	RXG11F7	851
	1 CO - 10 A	230V	AC	RXG11P7	803
With LED indicator	1 CO - 10 A	24V	DC	RXG12BD	728
	1 CO - 10 A	120V	AC	RXG12F7	873
	1 CO - 10 A	230V	AC	RXG12P7	873
2CO 8 Pin Relay Standard cover lockable test button					
Without LED indicator	2 CO - 5 A	24V	DC	RXG21BD	727
	2 CO - 5 A	120V	AC	RXG21F7	882
	2 CO - 5 A	230V	AC	RXG21P7	865
With LED indicator	2 CO - 5 A	24V	DC	RXG22BD	808
	2 CO - 5 A	120V	AC	RXG22F7	972
	2 CO - 5 A	230V	AC	RXG22P7	972
Sockets for relay					
For Relay RXG1, screw				RGZE1S35M	399
For Relay RXG2, screw				RGZE1S48M	441

Easy Harmony RXG NEW

Description	Relay	Control Circuit Voltage (V)		Reference	Unit MRP [₹]
1CO 6 Pin Relay Standard (without Test button)					
With LED	1 CO - 10 A	24	DC	RXG16BD	330
	1 CO - 10 A	230	AC	RXG16P7	395
Without LED	1 CO - 10 A	24	DC	RXG18BD	296
	1 CO - 10 A	230	AC	RXG18P7	356
Socket				RGZE05E	165
2CO 8 Pin Relay Basic cover (without Test button)					
With LED	2 CO - 5 A	24	DC	RXG26BD	395
	2 CO - 5 A	230	AC	RXG26P7	439
Without LED	2 CO - 5 A	24	DC	RXG28BD	356
	2 CO - 5 A	230	AC	RXG28P7	395
Socket				RGZE08E	182

Please contact Customer Care Center for Stockable and Non stockable status of references.

☑ NORMAL STOCK ITEMS

W.E.F. January 17th, 2026

Plug - In Relays

- 5A relay with 2C/O contacts or 3A relay with 4 C/O contacts
- Mechanical indicator with tranparent cover
- Power On" LED for readiness
- Socket for both DIN-rail and panel mounting
- Eco-design with ROHS, CE, GOST

RXM Miniature Relays

Description	Relay	Control Circuit Voltage (V)		Reference	Unit MRP [₹]
2 CO 8 Pin relays Without lockable test button					
Without LED indicator	2 CO - 5 A	24V	DC	RXM2LB1BD	470
	2 CO - 5 A	24V	AC	RXM2LB1B7	492
	2 CO - 5 A	120V	AC	RXM2LB1F7	492
	2 CO - 5 A	230V	AC	RXM2LB1P7	481
With LED indicator	2 CO - 5 A	24V	DC	RXM2LB2BD	506
	2 CO - 5 A	48V	DC	RXM2LB2ED	543
	2 CO - 5 A	24V	AC	RXM2LB2B7	543
	2 CO - 5 A	120V	AC	RXM2LB2F7	543
	2 CO - 5 A	230V	AC	RXM2LB2P7	506
4 CO 14 Pin relays Without lockable test button					
Without LED indicator	4 CO - 3 A	12V	DC	RXM4LB1JD	665
	4 CO - 3 A	24V	DC	RXM4LB1BD	543
	4 CO - 3 A	24V	AC	RXM4LB1B7	597
	4 CO - 3 A	230V	AC	RXM4LB1P7	543
With LED indicator	4 CO - 3 A	12V	DC	RXM4LB2JD	612
	4 CO - 3 A	24V	DC	RXM4LB2BD	573
	4 CO - 3 A	48V	DC	RXM4LB2ED	612
	4 CO - 3 A	24V	AC	RXM4LB2B7	612
	4 CO - 3 A	120V	AC	RXM4LB2F7	612
	4 CO - 3 A	230V	AC	RXM4LB2P7	573

Description	Type	Reference	Unit MRP [₹]
Sockets			
Mixed,screw clamp term, for RXM2L range	Socket	RXZE1M2C	238
Mixed,screw clamp term, for RXM4L range	Socket	RXZE1M4C	303
Metal clamp for RXZE1M2C	Accessory	RXZ420	57

Please contact Customer Care Center for Stockable and Non stockable status of references.

☑ NORMAL STOCK ITEMS

W.E.F. January 17th, 2026

Desctiption	Connection	Relay Type	Reference	Unit MRP [₹]
Sockets for RXMNB Relays				
Mixed	Screw Clamp connector	RXM2N	RXZE2M2N	254
Mixed	Screw Clamp connector	RXM4N	RXZE2M4N	290

RPM Power Relay

Description	Relay	Control Circuit Voltage (V)		Reference	Unit MRP [₹]
Power Relay					
With LED Indicators	1 CO - 15 A	24V	DC	RPM12BD	1009
	2 CO - 15 A	24 V	DC	RPM22BD	1340
	2 CO - 15 A	120V	AC	RPM22F7	1801
	2 CO - 15 A	230V	AC	RPM22P7	1510
	3 CO - 15 A	24V	DC	RPM32BD	1705
	3 CO - 15 A	230V	AC	RPM32P7	1740
	4 CO - 15 A	24V	DC	RPM42BD	1639
	4 CO - 15 A	110V	DC	RPM42FD	1777
	4 CO - 15 A	24V	AC	RPM42B7	1621
	4 CO - 15 A	110V	AC	RPM42F7	1820
	4 CO - 15 A	230V	AC	RPM42P7	1610

Desctiption	Connection	Relay Type	Reference	Unit MRP [₹]
Sockets				
Mixed	Screw Clamp connector	RPM1	RPZF1	649
Mixed	Screw Clamp connector	RPM2	RPZF2	652
Mixed	Screw Clamp connector	RPM3	RPZF3	1151
Mixed	Screw Clamp connector	RPM4	RPZF4	1113
Clips And Legends				
Metal maintaining clamp - for relay socket RPZF1			RPZR235	174

Please contact Customer Care Center for Stockable and Non stockable status of references.

☑ NORMAL STOCK ITEMS

W.E.F. January 17th, 2026

Plug - In Relays

- High-performance EMR Relays to ensure machine and system availability.
- Flexible choices with different contact numbers, current, and control coil voltages.
- 12A relay with 2C/O contacts or 6A relay with 4 C/O contacts
- One step lockable test button
- Mechanical indicator for contact status
- Power on" LED for readines

RXM Miniature Relays

Description	Relay	Control Circuit Voltage (V)		Reference	Unit MRP [₹]
2CO 8 Pin Relay Standard cover lockable test button					
Without LED indicator	2 CO - 12 A	12V	DC	RXM2AB1JD	741
	2 CO - 12 A	24V	DC	RXM2AB1BD	713
	2 CO - 12 A	48V	DC	RXM2AB1ED	782
	2 CO - 12 A	110V	DC	RXM2AB1FD	748
	2 CO - 12 A	48V	AC	RXM2AB1E7	741
	2 CO - 12 A	120V	AC	RXM2AB1F7	741
	2 CO - 12 A	230V	AC	RXM2AB1P7	713
2CO 8 Pin Relay Standard cover lockable test button					
With LED Indicator	2 CO - 12 A	12V	DC	RXM2AB2JD	773
	2 CO - 12 A	24V	DC	RXM2AB2BD	741
	2 CO - 12 A	48V	DC	RXM2AB2ED	817
	2 CO - 12 A	110V	DC	RXM2AB2FD	759
	2 CO - 12 A	24V	AC	RXM2AB2B7	768
	2 CO - 12 A	48V	AC	RXM2AB2E7	759
	2 CO - 12 A	120V	AC	RXM2AB2F7	773
	2 CO - 12 A	230V	AC	RXM2AB2P7	741
4CO 14 Pin Relay Standard cover with lockable test button					
Without LED indicator	4 CO - 6 A	12V	DC	RXM4AB1JD	887
	4 CO - 6 A	24V	DC	RXM4AB1BD	887
	4 CO - 6 A	48V	DC	RXM4AB1ED	988
	4 CO - 6 A	110V	DC	RXM4AB1FD	988
	4 CO - 6 A	24V	AC	RXM4AB1B7	905
	4 CO - 6 A	48V	AC	RXM4AB1E7	930
	4 CO - 6 A	120V	AC	RXM4AB1F7	905
	4 CO - 6 A	230V	AC	RXM4AB1P7	905
4 CO 14 Pin Relay Standard cover with lockable test button					
With LED Indicator	4 CO - 6 A	12V	DC	RXM4AB2JD	1034
	4 CO - 6 A	24V	DC	RXM4AB2BD	982
	4 CO - 6 A	48V	DC	RXM4AB2ED	1034
	4 CO - 6 A	110V	DC	RXM4AB2FD	1034
	4 CO - 6 A	24V	AC	RXM4AB2B7	1053
	4 CO - 6 A	48V	AC	RXM4AB2E7	1053
	4 CO - 6 A	120V	AC	RXM4AB2F7	1053
	4 CO - 6 A	230V	AC	RXM4AB2P7	1002

RXM Miniature Relays

Desctiption	Connection	Relay Type	Thermal Current (Ith)	Reference	Unit MRP [₹]
Sockets					
Mixed contact	Screw Clamp	RXM2* / RXM4*	10A	RXZE2M114	372
	Screw Connector	RXM2* / RXM4*	10A	RXZE2M114M	334
Separate	Screw Connector	RXM2*	12A	RXZE2S108M	387
	Screw Connector	RXM3*	10A	RXZE2S111M	428
	Screw Connector	RXM4*	10A	RXZE2S114M	458

Desctiption	Voltage V	For use with	Reference	Unit MRP [₹]
Sockets				
Diode	6...250 V DC	All Aockets	RXM040W	174
RC Circuit	24..60 V AC	All Aockets	RXM041BN7	187
	110..240 V AC	All Aockets	RXM041FU7	187
Varistor	6..24 V AC/DC	All Aockets	RXM021RB	219
	24..60 V AC/DC	All Aockets	RXM021BN	219
	110..240 V AC/DC	All Aockets	RXM021FP	209

Please contact Customer Care Center for Stockable and Non stockable status of references.

☑ NORMAL STOCK ITEMS

W.E.F. January 17th, 2026

RE17 Electronic Timers NEW

Description	Supply Voltage	Time Range	Output	Reference	Unit MRP [₹]
RE10 Timers					
MultiFunction	24 V DC, 24...240 V AC	1 s .. 100 h	1 CO	RE10RMMU	2432
RE17 Timers					
On Delay	24 …240 V AC/DC	0.1 s .. 100 h	1 CO SS	RE17LAMW	3114
Off -delay	24 …240 V AC	1 s .. 100 h	1 CO SS	RE17LCBM	3641
Interval on delay	24 …240 V AC	1 s .. 100 h	1 CO SS	RE17LHBM	4658
Asymmetrical flashing	24 …240 V AC	1 s .. 100 h	1 CO SS	RE17LLBM	3827
Mutlifunction	24 …240 V AC	1 s .. 100 h	1 CO SS	RE17LMBM	3749
On Delay	24 VDC /24…240 VAC	1 s .. 100 h	1 CO	RE17RAMU	2921
Single Interval	24 VDC /24…240 VAC	1 s .. 100 h	1 CO	RE17RBMU	4342
Off- Delay	24 VDC /24…240 VAC	1 s .. 100 h	1 CO	RE17RCMU	3056
Interval on delay	24 VDC /24…240 VAC	1 s .. 100 h	1 CO	RE17RHMU	3143
Asymmetrical flashing	24 VDC /24…240 VAC	1 s .. 100 h	1 CO	RE17RLMU	4085
Multifunction	12 V DC	1 s .. 100 h	1 CO	RE17RMJU	3864
Multifunction	24 VDC /24…240 VAC	1 s .. 100 h	1 CO	RE17RMMU	3755
Multifunction	12 …240 VAC/DC	0.1 s .. 100 h	1 CO	RE17RMMW	4183
Multifunction	12 …240 VAC/DC	0.1 s .. 100 h	1 CO	RE17RMMWS	4505
Multifunction	24 VDC /24…240 VAC	0.1 s .. 100 h	1 CO	RE17RMXMU	4725
Multifunction	24 VDC /24…240 VAC	0.1 s .. 10 h	1 CO	RE17RMEMU	3707

RE22 Electronic Timers

Description	Supply Voltage	Time Range	Output	Reference	Unit MRP [₹]
RM22 Timers					
On Delay	24 …240 V AC/DC	0.05s…300h	1 CO	RE22R1AMR	5388
Off Delay	24 …240 V AC/DC	0.05s…300h	1 CO	RE22R1CMR	10239
Off Delay	24 …240 V AC/DC	0.05s…10min	1 CO	RE22R1KMR	12148
Asymmetrical flashing	24 …240 V AC/DC	0.05s…300h	1 CO	RE22R1MLMR	8464
Multi function	24 …240 V AC/DC	0.05s…300h	1 CO	RE22R1MYMR	8242
Start Delta	24 VDC /24…240 VAC	0.05s…300s	1 CO	RE22R1QCMU	6420
Start Delta	24 VDC /24…240 VAC	1s…100h	1 CO	RE22R1QMU	6078
On Delay	24 …240 V AC/DC	0.05s…300h	2 CO	RE22R2AMR	10345
Off Delay	24 VDC /24…240 VAC	1s…100h	2 CO	RE22R2AMU	5084
Off Delay	24 …240 V AC/DC	0.05s…300h	2 CO	RE22R2CMR	14908
Asymmetrical flashing	24 …240 V AC/DC	0.05s…300h	2 CO	RE22R2DMR	8464
Off Delay	24 …240 V AC/DC	0.05s…10min	2 CO	RE22R2KMR	14882
Multi function	24 …240 V AC/DC	1s…100h	2 CO	RE22R2MMU	5105
Multi function	12 …240 VAC/DC	1s…100h	2 CO	RE22R2MMW	5832
Multi function	24 …240 V AC/DC	0.05s…300h	2 CO	RE22R2MYMR	16608
Start Delta	24 …240 V AC/DC	0.05s…30s	2 CO	RE22R2QEMR	7795
Start Delta	24 …240 V AC/DC	0.05s…300h	2 CO	RE22R2QGMR	11669
Start Delta	24 …240 V AC/DC	0.05s…300h	2 CO	RE22R2QTMR	8200

Please contact Customer Care Center for Stockable and Non stockable status of references.

☑ NORMAL STOCK ITEMS

W.E.F. January 17th, 2026

Electronic Control Relay

Control - Monitoring & Control Relays

Description	Supply Voltage	Measurement Range	Time Range	Output	Reference	Unit MRP [₹]
RM10 Measurement & Control Relays						
3 Phase Multifunction	Self Powered	208…480 VAC	-	1 CO	RM10TE00	3246
3 Phase Multifunction	Self Powered	183…528 VAC	-	1 CO	RM10TG00	3024
RM17 Measurement & Control Relays (self Powered)						
3 Ø: Phase loss/ Phase sequence	Self Powered	208…480 VAC	-	1 CO	RM17TG00	15583
3 Ø: Phase loss/ Phase sequence	Self Powered	208…440 VAC	-	2 CO	RM17TG20	4165
Phase Sequence, Phase,loss,Undervoltage	Self Powered	208…480 VAC	-	1 CO	RM17TU00	8374
Phase Sequence, Phase,loss, Asymmetry	Self Powered	208…480 VAC	-	1 CO	RM17TA00	10233
Multifunction	Self Powered	208…480 VAC	-	1 CO	RM17TE00	26713
1 phase under or overvoltage control	Self Powered	65 to 260 VAC/DC	0.1 - 10 s	1 CO	RM17UAS15	8374
1 phase/ under or overvoltage control in window	Self Powered		0.1 - 10 s	1 CO	RM17UBE15	22020

Description	Supply Voltage	Measurement Range	Time Range	Output	Reference	Unit MRP [₹]
RM22 Measurement & Control Relays						
Phase loss/ Phase sequence	Self powered	208…480 VAC	-	2 CO	RM22TG20	6338
Multifunction	Self powered	208…480 VAC	0.1..30 s	2 CO	RM22TR33	4934
Phase Sequence, Phase,loss,Undervoltage	Self powered	208…480 VAC	-	2 CO	RM22TU23	8392
Under or overvoltage	24…240 VAC	1…100 VAC/DC	0.1..30 s	2 CO	RM22UA32MR	12815
Under or overvoltage	24…240 VAC	15…500 VAC/DC	0.1..30 s	2 CO	RM22UA33MR	11253
Under or overcurrent	24…240 VAC	4mA…1A	0.1..30 s	2 CO	RM22JA31MR	11966
Level Control	24…240 VAC	4K…100K ohm	-	1 CO	RM22LG11MR	6399
RM35 Measurement & control relays						
Multifunction	Self powered	220…480 VAC	-	2C/O	RM35TF30	On Request
Under or overvoltage P-N	Self powered	120…277 VAC	-	2C/O	RM35UB3N30	On Request
Over or undervoltage	24…240 VAC/DC	15…600 VAC/DC	-	2C/O	RM35UA13MW	On Request
Over or undercurrent	24…240 VAC/DC	0.15…15A	-	2C/O	RM35JA32MW	On Request
Liquid level control	24…240 VAC/DC	-	-	2C/O	RM35LM33MW	On Request
Under or overspeed	24…240 VAC/DC	-	-	1 C/O	RM35S0MW	On Request

Please contact Customer Care Center for Stockable and Non stockable status of references.

☑ NORMAL STOCK ITEMS

W.E.F. January 17th, 2026

Easy Harmony Electronic Relays

The easy choice for timer and control relays

Newly Launched

- **Cost-effective:**
  Essential choice with optimized function features
- **Space saving:**
  Compact size in 17.5mm form factor
- **Easy selection:**
  Six references to meet most of the application needs
- **Meets international industrial standards:**
  cULus, CE, CCC, and UKCA

RM10: Control relays

RE10: Timer relays

se.com/in

Electronic Relays

Newly Launched

RM10 series

Control relays with the basic, standard or advanced monitoring function of 3 phase power network that feeds to the customer application.

Harmony 3 Phase Control Relays

Description	Range	Voltage	Output	Reference	Unit MRP [₹]
Basic: Phase sequence, phase loss	-	208…480Vac	1CO, 5A	RM10TG00N	1900
Standard: Phase sequence, phase loss, phase imbalance	0…15s	208…480Vac	1CO, 5A	RM10TA00N	2300
Advanced: Phase sequence, phase loss, phase imbalance, over voltage and under voltage	0…100s	208…480Vac	1CO, 5A	RM10TE00N	2600

RE10 series

Timer relays with single time function, to fulfill customer application needs with simple hard-wired timing control.

Harmony Timer Relays

Description	Range	Voltage	Output	Reference	Unit MRP [₹]
Single function: ON delay	0…30hrs	240VAC or 24VAC/DC	1CO, 5A	RE10RAMUN	1300
Single function: OFF delay	0…30hrs	240VAC or 24VAC/DC	1CO, 5A	RE10RCMUN	1600
Single function: Star-delta	0…120s	240 VAC	1CO, 5A	RE10RQM7N	1400

Adapted to your applications, segments and operating environments

Pumping | Fan | Motor | Generator | Material working | Material handling | MMM

Please contact Customer Care Center for Stockable and Non stockable status of references.

☑ NORMAL STOCK ITEMS

W.E.F. January 17th, 2026

Control & Signaling Unit

Push Buttons, Switches and Pilot Lights

se.com/in

XA2 Monolithic Pilot Light

Pilot lights

Description	Supply Voltage	Colour	Reference	Unit MRP [₹]
With Direct Integral LED				
	~/- 12V	White	XA2EVJ1LC	231
	~/- 12V	Green	XA2EVJ3LC	206
	~/- 12V	Red	XA2EVJ4LC	206
	~/- 12V	Amber	XA2EVJ5LC	206
	~/- 12V	Blue	XA2EVJ6LC	306
	~/- 12V	Yellow	XA2EVJ8LC	206
	~/- 24V	White	XA2EVB1LC	231
	~/- 24V	Green	XA2EVB3LC	206
	~/- 24V	Red	XA2EVB4LC	206
	~/- 24V	Amber	XA2EVB5LC	206
	~/- 24V	Blue	XA2EVB6LC	306
	~/- 24V	Yellow	XA2EVB8LC	206
	~/- 30V	White	XA2EVC1LC	231
	~/- 30V	Green	XA2EVC3LC	206
	~/- 30V	Red	XA2EVC4LC	206
	~/- 30V	Amber	XA2EVC5LC	206
	~/- 30V	Blue	XA2EVC6LC	306
	~/- 30V	Yellow	XA2EVC8LC	206
	~/- 48V	White	XA2EVE1LC	231
	~/- 48V	Green	XA2EVE3LC	206
	~/- 48V	Red	XA2EVE4LC	206
	~/- 48V	Amber	XA2EVE5LC	206
	~/- 48V	Blue	XA2EVE6LC	306
	~/- 48V	Yellow	XA2EVE8LC	206
	~/- 60…63.5 V	White	XA2EVEE1LC	231
	~/- 60…63.5 V	Green	XA2EVEE3LC	206
	~/- 60…63.5 V	Red	XA2EVEE4LC	206
	~/- 60…63.5 V	Amber	XA2EVEE5LC	206
	~/- 60…63.5 V	Blue	XA2EVEE6LC	306
	~/- 60…63.5 V	Yellow	XA2EVEE8LC	206
	~/- 110 V	White	XA2EVF1LC	239
	~/- 110 V	Green	XA2EVF3LC	206
	~/- 110 V	Red	XA2EVF4LC	206
	~/- 110 V	Amber	XA2EVF5LC	206
	~/- 110 V	Blue	XA2EVF6LC	338
	~/- 110 V	Yellow	XA2EVF8LC	206
	- 220 V	White	XA2EVMD1LC	286
	- 220 V	Green	XA2EVMD3LC	277
	- 220 V	Red	XA2EVMD4LC	260
	- 220 V	Blue	XA2EVMD6LC	578
	- 220 V	Yellow	XA2EVMD8LC	260
	~ 220 ... 230 V	White	XA2EVM1LC	231
	~ 220 ... 230 V	Green	XA2EVM3LC	206
	~ 220 ... 230 V	Red	XA2EVM4LC	206
	~ 220 ... 230 V	Amber	XA2EVM5LC	206
	~ 220 ... 230 V	Blue	XA2EVM6LC	306
	~ 220 ... 230 V	Yellow	XA2EVM8LC	206
	~ 380 ... 400 V	White	XA2EVQ1LC	316
	~ 380 ... 400 V	Green	XA2EVQ3LC	316
	~ 380 ... 400 V	Red	XA2EVQ4LC	306
	~ 380 ... 400 V	Amber	XA2EVQ5LC	338
	~ 380 ... 400 V	Blue	XA2EVQ6LC	680
	~ 380 ... 400 V	Yellow	XA2EVQ8LC	306

Please contact Customer Care Center for Stockable and Non stockable status of references.

☑ NORMAL STOCK ITEMS

W.E.F. January 17th, 2026

XB5/XB7 Plastic Pushbutton
(Lot size 20 nos.)

Pushbuttons

Description	Contacts	Color	Reference	Unit MRP [₹]
Pushbuttons plastic circular bezel - complete, spring return				
Flush unmarked	1 NO	White	XB5AA11N	219
Flush unmarked	1 NO	Black	XB5AA21N	211
Flush unmarked	1 NO	Green	XB5AA31N	211
Flush unmarked	1 NO	Yellow	XB5AA51N	211
Flush unmarked	1 NO	Blue	XB5AA61N	211
Flush unmarked	1 NC	Red	XB5AA42N	211
Flush unmarked	1 NO	Red	XB5AA41N	211
Projecting	1 NC	Red	XB5AL42N	255
Double headed Pushbutton	1 NO + 1 NC	Green	XB5AL845N	1485
Flush with silicon transparent boot	1 NO	Green	XB5AP31N	321

Illuminated Pushbuttons

Description	Contacts	Color	Reference	Unit MRP [₹]
Illuminated Pushbuttons plastic circular bezel - complete, Clear Lens				
Flush Integral LED 24V AC/DC	1 NO	White	XB5AW31B1N	616
Flush Integral LED 24V AC/DC	1 NO	Green	XB5AW33B1N	616
Flush Integral LED 24V AC/DC	1 NC	Red	XB5AW34B2N	616
Flush Integral LED 24V AC/DC	1 NO	Yellow	XB5AW35B1N	616
Flush Integral LED 24V AC/DC	1 NO	Amber	XB5AW38B1N	689
Flush Integral LED 24V AC/DC	1 NO	Blue	XB5AW36B1N	1135
Flush Integral LED 110V AC	1 NO	Green	XB5AW33G1N	750
Flush Integral LED 110V AC	1 NC	Red	XB5AW34G2N	750
Flush Integral LED 230V AC	1 NO	White	XB5AW31M1N	622
Flush Integral LED 230V AC	1 NO	Green	XB5AW33M1N	616
Flush Integral LED 230V AC	1 NC	Red	XB5AW34M2N	616
Flush Integral LED 230V AC	1 NO	Yellow	XB5AW35M1N	616
Flush Integral LED 230V AC	1 NO	Amber	XB5AW38M1N	689
Flush Integral LED 230V AC	1 NO	Blue	XB5AW36M1N	1135

* Clear type illuminated Push buttons are provided with striated lens.

Pilot Lights

Description	Supply Voltage V	Color	Reference	Unit MRP [₹]
With smooth lens (except clear colour)				
Direct Integral LED	24V AC/DC	White	XB7EV01BPN	319
Direct Integral LED	24V AC/DC	Green	XB7EV03BPN	297
Direct Integral LED	24V AC/DC	Red	XB7EV04BPN	297
Direct Integral LED	24V AC/DC	Yellow	XB7EV05BPN	297
Direct Integral LED	24V AC/DC	Amber	XB7EV08BPN	297
Direct Integral LED	24V AC/DC	Blue	XB7EV06BPN	609
Direct Integral LED	120V AC	White	XB7EV01GPN	355
Direct Integral LED	120V AC	Green	XB7EV03GPN	297
Direct Integral LED	120V AC	Red	XB7EV04GPN	297
Direct Integral LED	120V AC	Yellow	XB7EV05GPN	328
Direct Integral LED	120V AC	Amber	XB7EV08GPN	297
Direct Integral LED	120V AC	Blue	XB7EV06GPN	678
Direct Integral LED	230V AC	White	XB7EV01MPN	319
Direct Integral LED	230V AC	Green	XB7EV03MPN	297
Direct Integral LED	230V AC	Red	XB7EV04MPN	297
Direct Integral LED	230V AC	Yellow	XB7EV05MPN	297
Direct Integral LED	230V AC	Amber	XB7EV08MPN	297
Direct Integral LED	230V AC	Blue	XB7EV06MPN	609

* Clear type pilot lights are provided with striated lens.

Please contact Customer Care Center for Stockable and Non stockable status of references.

☑ NORMAL STOCK ITEMS

W.E.F. January 17th, 2026

Selector Switch

Description	Type	Contacts	Color	Reference	Unit MRP [₹]
Selector Switch-Complete(Non-Illuminated)					
Stanadard Handle	2 Position stay put	1 NO	Black	XB5AD21N	519
	2 Position spring return, right to left	1 NO	Black	XB5AD41N	824
	3 Position stay put	2 NO	Black	XB5AD33N	565
	3 Position spring return to center	2 NO	Black	XB5AD53N	601
	3 Position spring return, left to center	2 NO	Black	XB5AD73N	702
	3 Position spring return, right to center	2 NO	Black	XB5AD83N	718
Long Handle	2 Position stay put	1 NO	Black	XB5AJ21N	598
	3 Postion stay put	2 NO	Black	XB5AJ33N	639
	3 Spring return to center	2 NO	Black	XB5AJ53N	623
Key Switch	2 Position stay put L- Key release	1 NO	Black	XB5AG21N	814
	2 Position stay put R-L Key release	1 NO	Black	XB5AG41N	869
	2 Position spring return, right to left, L	1 NO	Black	XB5AG61N	1544
	3 Position stay put, All pos Key release	2 NO	Black	XB5AG03N	691
	3 Position stay put, Center Key release	2 NO	Black	XB5AG33N	954
	3 Position stay put, R-L Key release	2 NO	Black	XB5AG53N	966

Description	Supply Voltage	Contacts	Color	Reference	Unit MRP [₹]
Illuminated Selector Switch-Complete					
2 Position Stay put	24 VAC/ DC	1 NO	White	XB5AK121B1N	1172
	24 VAC/ DC	1 NO	Green	XB5AK123B1N	914
	24 VAC/ DC	1 NC	Red	XB5AK124B2N	914
	24 VAC/ DC	1 NO	Yellow	XB5AK125B1N	914
2 Position Spring Return	24 VAC/ DC	1 NO	Green	XB5AK143B1N	1780
2 Position Stay put	230V AC	1 NO	White	XB5AK121M1N	1172
	230V AC	1 NO	Green	XB5AK123M1N	914
	230V AC	1 NC	Red	XB5AK124M2N	914
	230V AC	1 NO	Yellow	XB5AK125M1N	1014
3 Position Stay put	24 VAC/ DC	2 NO	Green	XB5AK133B3N	955
	24 VAC/ DC	1 NO+1 NC	Red	XB5AK134B5N	1063
3 Position Spring Return	24 VAC/ DC	2 NO	White	XB5AK151B3N	1156
	24 VAC/ DC	2 NO	Green	XB5AK153B3N	956
	24 VAC/ DC	2 NO	Yellow	XB5AK155B3N	1551
3 Position Stay put	230 VAC	2 NO	Green	XB5AK133M3N	955
	230 VAC	1 NO+1 NC	Red	XB5AK134M5N	1063
	230 VAC	2 NO	Yellow	XB5AK135M3N	1115
3 Position Spring Return	230 VAC	2 NO	White	XB5AK151M3N	1040
	230 VAC	2 NO	Green	XB5AK153M3N	956
	230 VAC	2 NO	Yellow	XB5AK155M3N	1551

Mushhead Pushbutton

Description	Dia of Head	Type of Contact	Colour	Reference	Unit MRP [₹]
Mushroom Head Pushbuttons					
Spring return	40	1 NO	Black	XB5AC21N	422
	40	1 NO	Green	XB5AC31N	419
	40	1 NC	Red	XB5AC42N	419
	60	1 NO	Green	XB5AR31N	566
Emergency Switching Off Mushroom Head push button					
Turn to release	30	1 NC	Red	XB5AS442N	399
Turn to release	40	1 NC	Red	XB5AS542N	399
Key release (n°155)	40	1 NC	Red	XB5AS142N	729
Trigger action Turn to release	40	1 NO+ 1 NC	Red	XB5AS8445N	966
Trigger action key to release	40	1 NO+ 1 NC	Red	XB5AS9445N	955

Please contact Customer Care Center for Stockable and Non stockable status of references.

☑ NORMAL STOCK ITEMS

W.E.F. January 17th, 2026

Illuminated Pushbutton with yellow LED

Description	Supply Voltage	Type of Contact	Color	Reference	Unit MRP [₹]
Double Headed Pushbuttons (Spring return)					
1 flush push (marked "I") 1 pilot light 1 projecting push (marked "0")	24V AC/DC	NO+NC	Green+Red	XB5AW84B5N	1473
	230V AC	NO+NC	Green+Red	XB5AW84M5N	1473
Illuminated Emergency Swithing Off Pushbutton (Mushroom head)					
Turn to release	24V AC/DC	NC	Red	XB5AW74B2N	1305
	230V AC	NC	Red	XB5AW74M2N	1386

Accessories

Description	Marking on Yellow backround	Color	Reference	Unit MRP [₹]
Double Headed Pushbuttons (Spring return)				
Circular Legends for Emergency stop function	Emergency Stop	Yellow	ZBY9330N	152

Description	Contact Type	Reference	Unit MRP [₹]
Contact blocks with screw clamp terminal connections			
Single contact block	1 NO	ZBE101N	123
Single contact block	1 NC	ZBE102N	123

Description	Reference	Unit MRP [₹]
Contact blocks with screw clamp terminal connections		
Boot for cylindrical flush PB	ZBPAN	82

Biometric Switches

Description	Reference	Unit MRP [₹]
Bistable biometric switch, 24 V DC - PNP - by 2m cable	XB5S1B2L2	47059
Bistable biometric switch, 24 V DC - PNP - by M12 connector	XB5S1B2M12	49648
Monostable biometric switch, 24 V DC - PNP - by 2m cable	XB5S2B2L2	47676
Monostable biometric switch, 24 V DC - PNP - by M12 connector	XB5S2B2M12	49495

Please contact Customer Care Center for Stockable and Non stockable status of references.

☑ NORMAL STOCK ITEMS

W.E.F. January 17th, 2026

Easy Harmony XB2

Just enough robust switch with added strength

Reliable, flexible and just enough

Easy Harmony XB2 Ø 22 mm metal modular push buttons and switches, are the basic products perfectly suited to meet majority of installation requirements, with metal features for added strength.

Designed for robust applications without compromising on ease of use, safety, flexibility and availability. Providing just enough and a little more.

Target Segments

Consumer packaging, material working, textile machine, printing, hoisting, process control, lift and elevator.

se.com/in

Easy Harmony XB2

NEW

Ø 22 mm metal modular push buttons and switches

Fit for purpose
- Designed to be used in numerous control and signaling applications
- Easy selection of the key functions for standard applications
- Diameter Ø 22 mm for standard OEM and panel-builder applications

Easiness
- Simple installation with screwdriver
- Flexibility with sub-assemblies for easy mix and match of functionalities
- Simple modular design facilitates post installation servicing, modification and adaptation of machines by non-specialists
- Anti-loosening system for screw clamp terminals of contact blocks

Robustness
- Metal bezels with metal fixing collars for impact endurance
- Excellent resistance to mechanical shocks and vibrations
- Metal screws for secure fix and grounding contact to the panel
- Conforming to CE, CCC and RoHS
- Tested and certified performance
- IP65
- Supports an operating temperature range from -25°C to +70°C

Availability
- Supported by the service of Schneider Electric, a worldwide leader in automation and control
- Wide availability via an extensive distribution network

Type of functions	Contact functions				Contact and signaling functions	Signaling functions
Type of products	**Pushbuttons**	**Emergency switching off and emergency stop pushbuttons**	**Selector and key switches**	**Special functions**	**Illuminated pushbuttons**	**Pilot lights**
Description of range	Pushbuttons, spring return: flush push, mushroom head, projecting or booted	Emergency switching off and stop pushbuttons: turn to release and push-pull	Selector switches, 2- or 3-position standard or long handle or key switches	Joystick and buzzer	Illuminated pushbuttons with integral LED, spring return: flush push or projecting	Pilot lights with integral LED
Type references	XB2BA..C/ BC..C/ BL..C/ BP.C/BR..C (Complete) ZB2BA.C/ BC.C/BL.C/ BP.C/ BR.C (Head)	XB2BS...C/ BT..C (Complete) ZB2BS..C/ BT.C (Head)	XB2BD..C/ BJ..C/ BG..C (Complete) ZB2BD.C/ BJ.C/ BG.C (Head)	XD2PA.. CR (Joystick) XB2BS...C (Buzzer)	XB2BW3..1C (Complete) ZB2BW..C (Head)	XA2EV..LC

Please contact Customer Care Center for Stockable and Non stockable status of references.

☑ NORMAL STOCK ITEMS

W.E.F. January 17th, 2026

Push Button Complete unit

Description	Contacts	Color	Reference	Unit MRP [₹]
Spring Return type				
Flush unmarked	1 NO	White	XB2BA11C	214
Flush unmarked	1 NO	Black	XB2BA21C	214
Flush unmarked	1 NO	Green	XB2BA31C	214
Flush unmarked	1 NC	Red	XB2BA42C	214
Flush unmarked	1 NO	Yellow	XB2BA51C	214
Flush unmarked	1 NO	Blue	XB2BA61C	214
With Marking "I"	1 NO	Green	XB2BA3311C	271
With Marking	1 NO	Black	XB2BA3351C	271
With Marking	1 NO	white	XB2BA3341C	271
With Marking "O"	1 NC	Red	XB2BA4322C	271
Spring Return type with Projecting push				
	1 NO	Green	XB2BL31C	225
	1 NC	Red	XB2BL42C	225
Spring Return , Booted Pushbutton				
	1 NO	Black	XB2BP21C	311
	1 NO	Green	XB2BP31C	311
	1 NC	Red	XB2BP42C	311
Spring Return , Mushroom Head Pushbutton				
40 mm	1 NO	Black	XB2BC21C	276
40 mm	1 NO	Green	XB2BC31C	276
40 mm	1 NO	Yellow	XB2BC51C	276
40 mm	1 NC	Red	XB2BC42C	276
60 mm	1 NO	Black	XB2BR21C	347

Emergency Switching Off PushButton

Description	Contacts	Color	Reference	Unit MRP [₹]
Mushroom Push button Head				
40 mm Push Pull	1 NC	Red	XB2BT42EC	347
30 mm Turn to release	1 NC	Red	XB2BS442C	347
40 mm Turn to release	1 NC	Red	XB2BS542C	347
60 mm Turn to release	1 NC	Red	XB2BS642C	429

Emergency Stop Pushbutton

Description	Contacts	Color	Reference	Unit MRP [₹]
Mushroom Push button Head (complaint with IEC60947-5-5)				
40 mm Push Pull	1 NC	Red	XB2BT842C	793
40 mm Turn to Release	1 NC	Red	XB2BS8442C	464

Description	Contacts	Color	Reference	Unit MRP [₹]
Spring Return Illuminated Pushbutton				
24 V AC/DC with integral LED	1 NO	White	XB2BW31B1C	779
	1 NO	Green	XB2BW33B1C	496
	1 NO	Red	XB2BW34B1C	496
	1 NO	Orange	XB2BW35B1C	496
	1 NO	Blue	XB2BW36B1C	803
220-230 V AC with integral LED	1 NO	White	XB2BW31M1C	779
	1 NO	Green	XB2BW33M1C	496
	1 NO	Red	XB2BW34M1C	496
	1 NO	Yellow	XB2BW35M1C	496
	1 NO	Blue	XB2BW36M1C	803

Selector Switch

Description	Contacts	Color	Reference	Unit MRP [₹]
Spring Return type				
2 Position stay put	1 NO	Black	XB2BD21C	407
2 Position stay put	1 NO + 1 NC	Black	XB2BD25C	542
2 Position spring return, right to left	1 NO	Black	XB2BD41C	407
2 Position spring return, right to left	1 NO + 1 NC	Black	XB2BD45C	542
3 Position stay put	2 NO	Black	XB2BD33C	501
3 Position spring return to center	2 NO	Black	XB2BD53C	528
3 Position spring return, left to center	2 NO	Black	XB2BD73C	528
With Long Handle				
2 Position stay put	1 NO	Black	XB2BJ21C	407
2 Position stay put	1 NO + 1 NC	Black	XB2BJ25C	542
3 Position Stay put	2 NO	Black	XB2BJ33C	501
3 postion Spring return from 2 side	2 NO	Black	XB2BJ53C	528
With Key Switch				
2 Position stay put, 1 side pull out	1 NO	Black	XB2BG21C	527
2 Position stay put, 2 side pull out	1 NO	Black	XB2BG41C	527
2 Position spring return, Right to left , 1 side pull out	1 NO	Black	XB2BG61C	527
3 Position stay put, middle pull out	2 NO	Black	XB2BG33C	647
3 Position stay out , 2 side pull out	2 NO	Black	XB2BG53C	647
3 Position stay out , 3 side pull out	2 NO	Black	XB2BG03C	616

Body Assemblies

Description	Contact type	Reference	Unit MRP [₹]
Body assemblies with contact block			
	1 NO	ZB2BZ101C	127
	1 NC	ZB2BZ101C	127
	2 NO	ZB2BZ103C	252
	2 NC	ZB2BZ104C	252
	1 NO + 1 NC	ZB2BZ105C	252
Contact block			
	1 NO	ZB2BE101C	112
	1 NC	ZB2BE102C	112

Buzzers from XB2 Series

Description	Reference	Unit MRP [₹]
Red illuminated buzzer DC/AC24V	XB2BSB4LC	701
Red illuminated buzzer AC220V	XB2BSM4LC	701
Buzzer 24V AC/DC	XB2BSBC	658
Buzzer 220V AC	XB2BSMC	658

Please contact Customer Care Center for Stockable and Non stockable status of references.

☑ NORMAL STOCK ITEMS

W.E.F. January 17th, 2026

Universal Light Blocks for LED Pilot light

Descriptions	Supply Voltage	Colour	Reference	Unit MRP [₹]
For XAL Metal Enclosures	24V AC/DC	White	ZALVB1	857
For XAL Metal Enclosures	220V AC	White	ZALVM1	2637
For XB5/XB4 references without end with “N”	24V AC/DC	White	ZBVB1	714
For XB5/XB4 references without end with “N”	120V AC	White	ZBVG1	1593
For XB5/XB4 references without end with “N”	220V AC	White	ZBVM1	1631

XAL - Empty enclosures for XB5 and XB4 Push button and Pilot light

Description	No of Cut out	Color of Enclosure	Reference	Unit MRP [₹]
For normal environment Light grey base IP65	1	Dark grey	XALD01	877
For normal environment Light grey base IP65	2	Dark grey	XALD02	1087
For normal environment Light grey base IP65	3	Dark grey	XALD03	1348
For normal environment Light grey base IP65	4	Dark grey	XALD04	1844
For normal environment Light grey base IP65	5	Dark grey	XALD05	2408
For normal environment Light grey base IP65	1	Yellow	XALK01	1036
For normal environment Light Grey base IP54	2	Light Grey	XALE2	709
For normal environment Light Grey base IP54	3	Light Grey	XALE3	865

XALB – Plastic Empty enclosures for use with XB2 (ZB2*)

Description	No of Cut out	Color of Enclosure	Reference	Unit MRP [₹]
50 mm depth , 22 mm Opening , Grey cover	1	Dark Grey base	XALB015C	On Request
70 mm depth , 22 mm Opening , Grey cover	1	Dark Grey base	XALB017C	On Request
50 mm depth , 22 mm Opening , Grey cover	2	Dark Grey base	XALB025C	On Request
70 mm depth , 22 mm Opening , Grey cover	2	Dark Grey base	XALB027C	On Request
50 mm depth , 22 mm Opening , Grey cover	3	Dark Grey base	XALB035C	On Request
70 mm depth , 22 mm Opening , Grey cover	3	Dark Grey base	XALB037C	On Request
50 mm depth , 22 mm Opening , Yellow cover (for Emergency Stop)	1	Dark Grey base	XALB015YC	On Request
70 mm depth , 22 mm Opening , Yellow cover (for Emergency Stop)	1	Dark Grey base	XALB017YC	On Request

ZEN - Contact block for mounting on Metal plate at back of enclosure

Description	Contacts Type and Composition	Reference	Unit MRP [₹]
Standard single	1 NO	ZENL1111 ☑	504
Contact block	1 NC	ZENL1121 ☑	504

Please contact Customer Care Center for Stockable and Non stockable status of references.

☑ NORMAL STOCK ITEMS

W.E.F. January 17th, 2026

Transition to equipment signaling excellence, elevate your operations

Harmony XVB7 Modular Tower Light

Coming Soon

se.com/in

Better and brighter: Light up your journey with Harmony Modular Tower Lights

Coming Soon

Harmony Modular Tower Lights, XVB7, feature a sleek, new design incorporating universal LEDs to maximize brightness while minimizing energy consumption.

With easy installation and a modular concept, Harmony Modular Tower Lights simplify your selection journey and enable operational efficiency.

Better and brighter

- Elevated modern design
- 4x improvement in brightness

Flexible

- Modular concept provides selection flexibility
- IO-Link and USB connections enable more operation capability

Efficient

- More rationalized construction, reduce 3x SKUs with the same functional coverage
- Push-in terminal reduces wiring time by up to 75%
- M12 connection reduces wiring time by up to 95%

Sustainability focused

- Power optimization via energyefficient LED
- Sustainable lifecycle from material to manufacturing

Precision, sustainability, and safety are important for maintaining peak productivity levels, particularly in environments where high performance and safety are critical.

Safety you can see

Bright light = clear signals

XVB7 Modular Tower Lights

Coming Soon

Modular tower lights Ø 70 mm for customer assembly with light and sound functions

Description	Light Source	Color	Reference	Unit MRP [₹]
Light modules with steady light signal (IP66)				
Light modules with energy-efficient LED	LED, included 24 V AC/DC	Green	XVB7C23	On Request
	LED, included 24 V AC/DC	Red	XVB7C24	On Request
	LED, included 24 V AC/DC	Orange	XVB7C25	On Request
	LED, included 24 V AC/DC	Blue	XVB7C26	On Request
	LED, included 24 V AC/DC	White	XVB7C27	On Request
	LED, included 24 V AC/DC	Yellow	XVB7C28	On Request
Light modules with Blinking light signal (IP66)				
Light modules with energy-efficient LED	LED, included 24 V AC/DC	Green	XVB7C53	On Request
	LED, included 24 V AC/DC	Red	XVB7C54	On Request
	LED, included 24 V AC/DC	Orange	XVB7C55	On Request
	LED, included 24 V AC/DC	Blue	XVB7C56	On Request
	LED, included 24 V AC/DC	White	XVB7C57	On Request
	LED, included 24 V AC/DC	Yellow	XVB7C58	-
Light modules with Flashing light signal (IP66)				
Light modules with energy-efficient LED	LED, included 24 V AC/DC 2 Joules flash	Green	XVB7C63	On Request
	LED, included 24 V AC/DC 2 Joules flash	Red	XVB7C64	On Request
	LED, included 24 V AC/DC 2 Joules flash	Orange	XVB7C67	On Request
	LED, included 24 V AC/DC 2 Joules flash	Blue	XVB7C66	On Request
	LED, included 24 V AC/DC 2 Joules flash	White	XVB7C67	On Request
	LED, included 24 V AC/DC 2 Joules flash	Yellow	XVB7C68	On Request
Beacon lens with steady light signal (IP66)				
Light modules with energy-efficient LED	LED, included 24 V AC/DC	Green	XVB7L23	On Request
	LED, included 24 V AC/DC	Red	XVB7L24	On Request
	LED, included 24 V AC/DC	Orange	XVB7L25	On Request
	LED, included 24 V AC/DC	Blue	XVB7L26	On Request
	LED, included 24 V AC/DC	White	XVB7L27	On Request
	LED, included 24 V AC/DC	Yellow	XVB7L28	On Request
Beacon lens with flashing light signal (IP66)				
Light modules with energy-efficient LED	LED, included 24 V AC/DC 2 Joules flash	Green	XVB7L63	On Request
	LED, included 24 V AC/DC 2 Joules flash	Red	XVB7L64	On Request
	LED, included 24 V AC/DC 2 Joules flash	Orange	XVB7L65	On Request
	LED, included 24 V AC/DC 2 Joules flash	Blue	XVB7L66	On Request
	LED, included 24 V AC/DC 2 Joules flash	White	XVB7L67	On Request
	LED, included 24 V AC/DC 2 Joules flash	Yellow	XVB7L68	On Request

Description	Voltage	Connection	Color	Reference	Unit MRP [₹]
Base modules for direct fixing (IP66) or tube fixing (IP65)					
Standard base modules with tube and cover	24 V AC/DC	Push in terminal	Dark Grey	XVB7C21B	On Request
	24 V AC/DC	M12 connector (A-coded, 15 cm cable)	Dark Grey	XVB7C61	On Request
	24 V AC/DC	IO-Link protocol (V1.1) M12 connector (A-coded, 15 cm cable)	Dark Grey	XVB7C31	On Request
	100..240 V AC 120 V AC/DC	Push in terminal	Dark Grey	XVB7C21M	On Request

Description	Voltage	Color	Reference	Unit MRP [₹]
Rotating and multi-functional modules (IP66)				
Multi-functional module adjustable via dip switch: 8 colors, 4 light patterns Steady, blinking, 2 x flash, 3 x flash	LED, included 24 V AC/DC	Clear Lens 8 Colors (blue, green, Orange, Red, White yellow, turquoise and violet)	XVB7CM9	On Request

Description	Voltage	Sound Pattern	Reference	Unit MRP [₹]
Audible Module				
Sounder 360° omni sound, IP66 Up to 102 dB (A) at 1 meter Dark Grey	24 V AC/DC	2 tones buzzer (continuous or intermittent)	XVB7C9S	On Request

Please contact Customer Care Center for Stockable and Non stockable status of references.

☑ NORMAL STOCK ITEMS

W.E.F. January 17th, 2026

Illuminated Beacons

- Motor less + LED Flashing
- External Buzzer volume adjustor 70 DB to 90 DB
- Straight & Side wiring- more flexible

XVR3 Multifunctional LED Beacon NEW

Description	Reference	Unit MRP [₹]
Multi-functional LED Beacon green witout buzzer DC/AC 12~24V	XVR3B03	17695
Multi-functional LED Beacon red witout buzzer DC/AC 12~24V	XVR3B04	17724
Multi-functional LED Beacon orange witout buzzer DC/AC 12~24V	XVR3B05	17424
Multi-functional LED Beacon green witout buzzer AC 100~230V	XVR3M03	17368
Multi-functional LED Beacon red witout buzzer AC 100~230V	XVR3M04	17104
Multi-functional LED Beacon Orange witout buzzer AC 100~230V	XVR3M05	17424
Multi-functional LED Beacon red with buzzer DC/AC 12~24V	XVR3B04S	34873
Multi-functional LED Beacon orange with buzzer DC/AC 12~24V	XVR3B05S	35900
Multi-functional LED Beacon green with buzzer AC 100~230V	XVR3M03S	19270
Multi-functional LED Beacon red with buzzer AC 100~230V	XVR3M04S	15990
Multi-functional LED Beacon orange with buzzer AC 100~230V	XVR3M05S	17164
Multi-functional LED Beacon blue with buzzer AC 100~230V	XVR3M06S	18912

XVS Sirens

Description	Reference	Unit MRP [₹]
2 tones siren - 106 dB - 12...24V AC/DC - white	XVS10BMW	32129
2 tones siren - 106 dB - 120V AC - white	XVS10GMW	32129
2 tones siren - 106 dB - 230V AC - white	XVS10MMW	32129

DL1 Incandescent Bulb

Description	Reference	Unit MRP [₹]
Clear incandescent bulb for Signaling - ba 15d - 24 v 4 w	DL1BEBS	419
Clear incandescent bulb for Signaling - ba 15d - 120 v 7 w	DL1BEG	443
Clear incandescent bulb for Signaling - ba 15d - 230 v 5 w	DL1BEMS	455

XVR Rotating Mirror Beacon

Description	Light Block Colour	Reference	Unit MRP [₹]
Rotating mirror beacon w/o buzzer XVR - Ø 130 - 24 V AC DC	Red	XVR13B04L	19411
Rotating mirror beacon w/o buzzer XVR - Ø 130 - 24 V AC DC	Orange	XVR13B05L	18504
Rotating mirror beacon w/o buzzer XVR - Ø 120 - 24 V AC DC	Blue	XVR12B06	25115
Rotating mirror beacon w/o buzzer XVR - Ø 130 - 120 V AC	Red	XVR13G04L	22937
Rotating mirror beacon w/o buzzer XVR - Ø 130 - 230 V AC	Red	XVR13M04L	24413
Rotating mirror beacon w/o buzzer XVR - Ø 130 - 230 V AC	Orange	XVR13M05L	22730

Please contact Customer Care Center for Stockable and Non stockable status of references.

☑ NORMAL STOCK ITEMS

W.E.F. January 17th, 2026

Tower light vivid in all kinds of ambient

Easy Harmony XVG Monolithic tower light

When Simple is just enough without compromise in quality.

Intuitive clear lens design suitable in bright environment and long distance view

Clear lens design overcome colored lens dull and reflection in bright environment.

From far, can easily differentiate machine status by ON/OFF condtion of tower light, even in bright and densed environment.

Pre-wired and pre-assembled simplify selection, engineering and inventory management

Easy colored code wire with respect to function ease installation and maintanence work.

Simple yet complete signaling applications

From single layer up to 4 layers. From steady to flashing light pattern. 5 types of mounting option. Wide voltage ranges options from 24V AC/DC, 220~240V AC. Answer most of the signaling applications.

se.com/in

Easy Harmony XVG

NEW

Offer overview

- Single layer to 4 layers. IP23 to IP53 depends on different mounting.
- Buzzer pressure level max 85dB @1m
- 5 type of mounting options
- Red flashing @ 1Hz on single layer, up to 4 colors (R/O/G/B) in steady pattern
- Long lasting LEDs, can operating more than 100K hours, low power consumption
- CE, CCC and EAC certification approval

Voltage	Colors	Light Pattern	Mounting Type	Without Buzzer	Buzzer
24V DC/AC	Red	Steady	100mm pole with L bracket 100mm pole with foldable bracket	XVGB1A XVGB1MA	XVGB1SA XVGB1SMA
		Flashing	100mm pole with L bracket 100mm pole with foldable bracket		XVGB1SFA XVGB1SMFA
220~240V AC		Steady	100mm pole with L bracket 100mm pole with foldable bracket	XVGM1A XVGM1MA	XVGM1SA XVGM1SMA
		Flashing	100mm pole with L bracket 100mm pole with foldable bracket		XVGM1SFA XVGM1SMFA

Voltage	Colors	Light Pattern	Mounting Type	Without Buzzer	Buzzer
24 V DC/AC	2 layers: Red/Green 3 layers: Red/Orange/Green 4 layers: Red/Orange/Green/Blue	Steady	Base Mount Direct Alu tube Alu tube and L-bracket Alu tube and fixing plate Alu tube and foldable bracket	XVGB*W XVGB*T XVGB* XVGB*H XVGB*M	XVGB*SW XVGB*ST XVGB*S XVGB*SH XVGB*SM
220~240V AC	2 layers: Red/Green 3 layers: Red/Orange/Green	Steady	Base Mount Direct Alu tube Alu tube and L-bracket Alu tube and fixing plate Alu tube and foldable bracket	XVGM+W XVGM+T XVGM+ XVGM+H XVGM+M	XVGM+SW XVGM+ST XVGM+S XVGM+SH XVGM+SM

ø Replace * with 2 to 4 represent 2 to 4 layers for DC models
ø Replace + with 2 to 3 represent 2 to 3 layers for AC models

Please contact Customer Care Center for Stockable and Non stockable status of references.

NORMAL STOCK ITEMS

W.E.F. January 17th, 2026

Tower light, Ø 60 mm, Pre-assembled, PreCabled, Monolethic, Economical Version, XVGB-Series with LED for steady light - 24VDC

Description	References	Unit MRP [₹]
With aluminium tube mounting and L-bracket		
Without Buzzer		
2-Stage Red, Green	XVGB2	3866
3-Stage Red, Amber, Green	XVGB3	4379
4-Stage Red, Amber, Green, Blue	XVGB4	5625
With Buzzer		
2-Stage Red, Green	XVGB2S	4389
3-Stage Red, Amber, Green	XVGB3S	4978
4-Stage Red, Amber, Green, Blue	XVGB4S	5301
With direct aluminium tube mounting		
Without Buzzer		
2-Stage Red, Green	XVGB2T	3983
3-Stage Red, Amber, Green	XVGB3T	4842
With Buzzer		
3-Stage Red, Amber, Green	XVGB3ST	5013
Without Buzzer		
2-Stage Red, Green	XVGB2H	3866
3-Stage Red, Amber, Green	XVGB3H	4425
4-Stage Red, Amber, Green, Blue	XVGB4H	5803
With Buzzer		
2-Stage Red, Green	XVGB2SH	4726
3-Stage Red, Amber, Green	XVGB3SH	5094
4-Stage Red, Amber, Green, Blue	XVGB4SH	6348
With aluminium tube mounting and foldable bracket		
Without Buzzer		
2-Stage Red, Green	XVGB2M	4431
3-Stage Red, Amber, Green	XVGB3M	4844
With Buzzer		
2-Stage Red, Green	XVGB2SM	4805
3-Stage Red, Amber, Green	XVGB3SM	5261
4-Stage Red, Amber, Green, Blue	XVGB4SM	5305
With base mounting - Direct		
Without Buzzer		
2-Stage Red, Green	XVGB2W	3633
3-Stage Red, Amber, Green	XVGB3W	4274
With Buzzer		
2-Stage Red, Green	XVGB2SW	4252
3-Stage Red, Amber, Green	XVGB3SW	4808
4-Stage Red, Amber, Green, Blue	XVGB4SW	5745
XVG-USB Based Towerlights		
Pre-assembled and pre-cabled Multicolor USB tower light 60mm IP42 Direct base mounting	XVGU3SWV	10066
Pre-assembled and pre-cabled Multicolor USB tower light 60mm IP42 With 100 mm aluminium tube mounting	XVGU3SHAV	11635

Please contact Customer Care Center for Stockable and Non stockable status of references.

☑ NORMAL STOCK ITEMS

W.E.F. January 17th, 2026

Tower light, Ø 60 mm, Pre-assembled , PreCabled , Monolethic , Economical Version , XVGM-Series with LED for steady light - 220..240 VAC

Description	References	Unit MRP [₹]
With aluminium tube mounting and L-bracket		
Without Buzzer		
2-Stage Red, Green	XVGM2	4165
3-Stage Red, Amber, Green	XVGM3	4713
With Buzzer		
2-Stage Red, Green	XVGM2S	4728
3-Stage Red, Amber, Green	XVGM3S	5363
With direct aluminium tube mounting		
Without Buzzer		
2-Stage Red, Green	XVGM2T	4292
With Buzzer		
2-Stage Red, Green	XVGM2ST	5260
3-Stage Red, Amber, Green	XVGM3ST	5401
With aluminium tube mounting and fixing plate		
Without Buzzer		
2-Stage Red, Green	XVGM2H	4165
3-Stage Red, Amber, Green	XVGM3H	4764
With Buzzer		
2-Stage Red, Green	XVGM2SH	5095
3-Stage Red, Amber, Green	XVGM3SH	5490
With aluminium tube mounting and foldable bracket		
Without Buzzer		
2-Stage Red, Green	XVGM2M	4776
3-Stage Red, Amber, Green	XVGM3M	5223
With Buzzer		
2-Stage Red, Green	XVGM2SM	5171
3-Stage Red, Amber, Green	XVGM3SM	5668
With Buzzer LED Flashing light		
1-Stage Red	XVGM1SMFA	4764
With base mounting - Direct		
Without Buzzer		
2-Stage Red, Green	XVGM2W	3851
3-Stage Red, Amber, Green	XVGM3W	4586
With Buzzer		
3-Stage Red, Amber, Green	XVGM3SW	5184

Please contact Customer Care Center for Stockable and Non stockable status of references.

☑ NORMAL STOCK ITEMS

W.E.F. January 17th, 2026

Harmony eXLhoist
Wireless Remote Control System

Description	References	Unit MRP [₹]
Remote Control Device (6 motion Pushbutton+1 Aux, pushbutton)	ZART8LS	On Request
Receiver with 10 Relay +2 Safety relay : 48...240 V AC	ZARB10WS	On Request
Receiver with 10 Relay +2 Safety relay : 48...240 V AC (Prewired with 1.5 m cable)	ZARB10WSP	On Request

Harmony Pocket Remote
Wireless Remote Control System

Transmitter

Description	References	Unit MRP [₹]
3 Single Step Push Buttons	ZART03	On Request
4 Single Step Push Buttons	ZART04	On Request
6 Single Step Push Buttons	ZART06	On Request
8 Single Step Push Buttons	ZART08	On Request
10 Single Step Push Buttons	ZART10	On Request

Receivert

Description	References	Unit MRP [₹]
5 relays small size receiver pre-wired with 1.5 m of cable	ZARB05WSP	On Request
11 relays small size receiver pre-wired with 1.5 m of cable	ZARB11WSP	On Request

Accessories

Description	References	Unit MRP [₹]
DIY adhesive label kit for remote transmitter, 66 x 114 mm/2.60 x 4.49 in. for use with ZART03	ZARC603	On Request
DIY adhesive label kit for remote transmitter, 66 x 114 mm/2.60 x 4.49 in. for use with ZART04	ZARC604	On Request
DIY adhesive label kit for remote transmitter, 66 x 114 mm/2.60 x 4.49 in. for use with ZART06	ZARC606	On Request
DIY adhesive label kit for remote transmitter, 66 x 114 mm/2.60 x 4.49 in. for use with ZART08	ZARC608	On Request
DIY adhesive label kit for remote transmitter, 66 x 114 mm/2.60 x 4.49 in. for use with ZART10	ZARC610	On Request
DIY adhesive label kit for remote transmitter, 66 x 114 mm/2.60 x 4.49 in. fort use with ZART03, ZART04, ZART06, ZART08, ZART10	ZARC620	On Request

Please contact Customer Care Center for Stockable and Non stockable status of references.

☑ NORMAL STOCK ITEMS

W.E.F. January 17th, 2026

Pendant Station

- Highly robust pendant control stations
- Conformity with the safety requirements of IEC standards
- 1 or 2 speed up, down, right, and left movements; emergency stop option available
- CE marking , UL/CSA certification
- Complete products IP65
- Double insulated polypropylene casing
- Screw clamp connection

Control station composition	Mechanical interlocking	Contact composition	Reference	Unit MRP [₹]
For Single Hoist Motors				
2 pushbuttons	With mechanical interlocking	1 NO	XACA201	6546
	With mechanical interlocking	1 NC + 1 NO	XACA205	6900
2 booted pushbuttons	With mechanical interlocking	1 NO	XACA211	6610
	With mechanical interlocking	1 NC + 1 NO	XACA215	7532
For Single-Speed Motors				
2 pushbuttons	With mechanical interlocking	1 NO	XACA271	6713
	With mechanical interlocking	1 NC + 1 NO	XACA281	7557
4 pushbuttons	With mechanical interlocking Between pairs	1 NO	XACA471	8558
	With mechanical interlocking Between pairs	1 NC + 1 NO	XACA481	9717
6 pushbuttons	With mechanical interlocking Between pairs	1 NO	XACA671	10002
	With mechanical interlocking Between pairs	1 NC + 1 NO	XACA681	12349
8 pushbuttons	With mechanical interlocking Between pairs	1 NO (for 7 operators) 1 NO (for 8 operators)	XACA871	11716
	With mechanical interlocking Between pairs		XACA881	14654

Joystick Controllers

Description	Legend plate without text	Legend plate Price	Reference	Unit MRP [₹]
XD2-P (One Step in Each Position) Dia. 22mm				
2-Direction Stay-Put	ZD2-GY2201	103	XD2PA12	7602
2-Direction Spring Return to Zero	ZD2-GY2201	103	XD2PA22	7038
4-Direction Stay-Put	ZD2-GY4201	123	XD2PA14	8696
4-Direction Spring Return to Zero	ZD2-GY4201	123	XD2PA24	8834
XD2-G (Two steps in each position) Dia. 22mm				
2 - Direction (2 notches with spring return to zero)	ZD2-GY5201	139	XD2GA8241	16878
4-Direction spring (2 notches with spring return to zero)	ZD2-GY6201	146	XD2GA8441	22266

Foot Switch

Contacts Type and Composition	Reference	Unit MRP [₹]
Insulated Enclosure 1 NC + 1 NO	XPEA110	7088

Please contact Customer Care Center for Stockable and Non stockable status of references.

☑ NORMAL STOCK ITEMS

W.E.F. January 17th, 2026

Upgrade to Harmony XAPD/K for a modern and optimal design

Better integration in machines and modern aesthetic

New XAPD color follows the industrial standard for enclosures and machines (RAL7035).

Allow any type of XB4/XB5 functions, including E-stops with legend plate

Increase legend holders usage (our 2 sizes can be used in both vertical and horizontal direction). Our new flush XB4F/XB5F are also compatible. No change on external dimensions.

Easy to select range with rationalized number of references

Substitution table available on this document.

se.com/in

Discontinued	Available

XAPM

XAPJ

XAPD
(RAL7035)

XAPK
(RAL1004)

XAPD*6* + ZB4FBZ014

XB4F + XB5F
Flush compatible

1. Optimized features and performances

	XAPM* = Pg XAPM*H29 = ISO metric	→	XAPD* = ISO metric
	XAPG = Pg & ¾ NPT	→	XAPG* = ¾ NPT

2. Compatible with our complete offer of products and accessories



3. Friendly customization with configurable legend panels

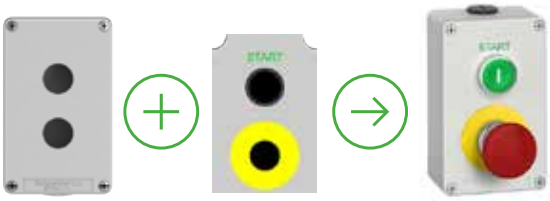

Please contact Customer Care Center for Stockable and Non stockable status of references.

NORMAL STOCK ITEMS

W.E.F. January 17th, 2026

Substitution table

Existing references	Substitution
XAPJ11 XAPJ11H29	XAPK11
XAPJ1201 XAPJ1201H29	XAPK1201
XAPJ14 XAPJ14H29	XAPK14
XAPJ1501 XAPJ1501H29	XAPK1501
XAPM11 XAPM11H29	XAPD11
XAPM1201 XAPM1201H2 XAPM1201H29 XAPM1201H6 XAPM1201H7	XAPD1201
XAPM1202 XAPM1202H2 XAPM1202H29	XAPD1202
XAPM14 XAPM14H2 XAPM14H29	XAPD14
XAPM1501 XAPM1501H2 XAPM1501H29	XAPD1501
XAPM1502 XAPM1502H2 XAPM1502H29	XAPD1502
XAPM1601 XAPM1601H2 XAPM1601H29	XAPD1601
XAPM21 XAPM21H29	XAPD21
XAPM2202 XAPM2202H2 XAPM2202H29	XAPD2202
XAPM2203 XAPM2203H2 XAPM2203H29	XAPD2203
XAPM2204 XAPM2204H2 XAPM2204H29	XAPD2204

Existing references	Substitution
XAPM24 XAPM24H29	XAPD24
XAPM2502 XAPM2502H2 XAPM2502H29	XAPD2502
XAPM2503 XAPM2503H2 XAPM2503H29	XAPD2503
XAPM2504 XAPM2504H29	XAPD2504
XAPM2602 XAPM2602H2 XAPM2602H29	XAPD2602
XAPM31 XAPM31H29	XAPD31
XAPM3203 XAPM3203H2 XAPM3203H29 XAPM3203H6	XAPD3203
XAPM3204 XAPM3204H2 XAPM3204H29 XAPM3204H6	XAPD3204
XAPM3206 XAPM3206H2 XAPM3206H29	XAPD3206
XAPM34 XAPM34H2 XAPM34H29	XAPD34
XAPM3503 XAPM3503H2 XAPM3503H29	XAPD3503
XAPM3504 XAPM3504H2 XAPM3504H29	XAPD3504
XAPM3506 XAPM3506H2 XAPM3506H29	XAPD3506
XAPM3603 XAPM3603H2 XAPM3603H29	XAPD3603

Please contact Customer Care Center for Stockable and Non stockable status of references.

☑ NORMAL STOCK ITEMS

W.E.F. January 17th, 2026

Substitution table

Existing references	Substitution
XAPM44 XAPM44H2 XAPM44H29	XAPD44
XAPM4504 XAPM4504H2	XAPD4504
XAPM4505	XAPD4505
XAPM4506 XAPM4506H2 XAPM4506H29	XAPD4506
XAPM4508 XAPM4508H2 XAPM4508H29	XAPD4508
XAPM4604 XAPM4604H2 XAPM4604H29	XAPD4604
XAPM54 XAPM54H29	XAPD54
XAPM5508 XAPM5508H29	XAPD5508
XAPM5512	XAPD5510
XAPM5512H29	XAPD5512
XAPM5606 XAPM5606H29	XAPD5606
XAPH1201 XAPH1201H29	XAPK1201
XAPH1501	XAPK1501
XAPH1601	XAPK1601

Existing references	Substitution
XAPG11	XAPD11
XAPG1201	XAPD1201
XAPG1202	XAPD1202
XAPG14	XAPD14
XAPG1501	XAPD1501
XAPG1502	XAPD1502
XAPG1601	XAPD1601
XAPG2202	XAPD2202
XAPG2203	XAPD2203
XAPG24	XAPD24
XAPG2502	XAPD2502
XAPG2504	XAPD2504
XAPG31	XAPD31
XAPG3203	XAPD3203
XAPG34	XAPD34
XAPG3503	XAPD3503
XAPG3504	XAPD3504
XAPG3506	XAPD3506
XAPG3603	XAPD3603
XAPG3802	XAPD2602
XAPG44	XAPD44
XAPG4506	XAPD4506
XAPG4508	XAPD4508
XAPG4604	XAPD4604

Please contact Customer Care Center for Stockable and Non stockable status of references.

☑ NORMAL STOCK ITEMS

W.E.F. January 17th, 2026

XAP Metal

Description	Dimension wxhxd (mm)	Cable Gland type ISO standard	Number of Cut outs	Number of rows Vertical	Number of rows Horizontal	Reference	Unit MRP [₹]
Die-cast metal enclosures XAPD (grey "RAL 7035" lid and base)							
Zinc Alloy (usable depth 49mm)	80x80x51.5	M20	1	1	1	XAPD1201	4100
	80x80x51.5	M20	2	2	0	XAPD1202	4531
	80x130x51.5	M20	2	1	2	XAPD2202	5872
	80x130x51.5	M20	3	1	3	XAPD2203	5880
	80x130x51.5	M20	4	2	2	XAPD2204	5821
	80x175x51.5	M20	3	1	3	XAPD3203	7194
	80x175x51.5	M20	4	1	4	XAPD3204	7259
	80x175x51.5	M20	6	2	3	XAPD3206	7318
Zinc Alloy (usable depth 74.5mm)	80x80x77	M20	1	1	1	XAPD1501	4956
	80x80x77	M20	2	2	1	XAPD1502	5352
	80x130x77	M20	2	1	2	XAPD2502	6984
	80x130x77	M20	3	1	3	XAPD2503	6982
	80x130x77	M20	4	2	2	XAPD2504	6980
	80x175x77	M20	3	1	3	XAPD3503	5194
	80x175x77	M20	4	1	4	XAPD3504	8441
	80x220x77	M20	4	1	3	XAPD4504	9587
	80x220x77	M20	5	1	4	XAPD4505	9573
	80x220x77	M20	6	1	5	XAPD4506	9612
	80x220x77	M20	8	2	4	XAPD4508	9855
Die-cast Metal enclosure XAPK (Yellow "RAL 1003" lid and base)							
Zinc Alloy(usuable depth 49 mm)	80x80x5.5	M20	1	1	1	XAPK1201	4825
Zinc Alloy(usuable depth 74.5 mm)	80x80x77	M20	1	1	1	XAPK1501	5701

Please contact Customer Care Center for Stockable and Non stockable status of references.

☑ NORMAL STOCK ITEMS

W.E.F. January 17th, 2026

Human Machine Interfaces Product Line-up Guide

Harmony Panels and Industrial PCs

se.com/in

Basic HMI panels for simple machines

Harmony ST6 — High-resolution and cost-efficient basic HMI

Supporting Software

EcoStruxure Operator Terminal Expert

EcoStruxure Machine SCADA Expert

HTML 5

Harmony STM6: W4", W7"
Harmony ST6/STW6: W4", W7", W10", W12", W15"

Modular Harmony STM6

Modular HMI Gateway Box

Edge Box HMI

- Cost-effective with good quality
- Fits into Schneider EcoStruxure Architecture
- Superior high-resolution screen with 16M colors
- Powered by new-generation software "EcoStruxure Operator Terminal Expert" for high-quality graphics and stylish design
- Tool-free mounting with newly-designed mounting fastener, no need for screwdriver
- 2x Ethernet with Dual IP, end-to-end Cybersecurity
- Modular HMI version with push button 22 mm/0.866 in. mounting system
- Web HMI version with embedded browser (instead of HMI software) for visualizing HTML5 servers on industrial devices
- Remote visualization using Web Viewer feature
- Faceless HMI version with STM6 Gateway Box and Web Viewer feature for applications that do not need a full time operator screen
- Supports Cloud Services on Edge Box HMI (HMISTM6BOXIOT) due to the power of EcoStruxure Machine SCADA Expert software

Harmony STO7 — Compact color HMI

Supporting Software

EcoStruxure Operator Terminal Expert

Harmony STO7: W4.3"

- TFT color screen with 480 x 272 pixels
- Removable logo stickers
- Larger screen with full-size ratio in the 4.3" class
- 3 versions for various communication types

Harmony GTO — Standard HMI

Supporting Software

Vijeo Designer

Harmony GTO: 3.5", 5.7", W7", 7", 10", 12"

- Excellent brightness with TFT 65K colors
- Stainless steel panel for food and beverage applications
- Standard front and IP65 degree of protection
- Extended Temperature - up to 55 °C/131 °F
- Easy to install and sustainable offer
- Full range of international certifications
- No logo and full conformal coating versions available

Harmony STU — Cut-out free HMI

Supporting Software

Vijeo Designer

Harmony STU: 3.5", 5.7"

- Compact for space saving
- Innovative tool-free mounting via 22.5 mm/0.885 in. hole
- Ethernet port RJ45 10BASE-T/100BASE-TX
- Separately mounted via 3 m or 5 m cable with mounting adapter
- Modular design for easy maintenance

Harmony SCU — Cut-out free HMI controller

Supporting Software

EcoStruxure Machine Expert

Harmony SCU: 3.5", 5.7"

- Optimum all-in-one combination for HMI and Control
- Innovative tool-free mounting via 22.5 mm/0.885 in. hole
- Reduce machine assembly time and cost
- Space saving
- Embedded CANopen port for field networking
- Modular design for easy maintenance

Basic HMI Panels for Simple Machines

Harmony ST6 — High-resolution and cost-efficient basic HMI

Harmony ST6 HMI panels range in sizes from 4'' to 15'' wide combining the exceptional quality of good graphics and stylish design. They are available in basic, modular, web and Edge Box. The ST6 and STM6 panels offer an improved user operation experience through an intuitive design powered by EcoStruxure Operator Terminal Expert software. The STW6 panels have a pre-installed browser that provides a ready-to-use agnostic terminal allowing all devices to be visualized within an HTML5 server.The Edge Box HMI ,thanks to the power of EcoStruxure™ Machine SCADA Expert software, provides an affordable Box to get ready for Cloud ServicesEcoStruxure Machine brings together key technologies for product connectivity and on-premise edge control, and cloud technologies to provide analytics and digital services. EcoStruxure Machine helps you bring more innovation and added value to your customers throughout the entire machine life cycle. The Harmony ST6/STW6/STM6 and the Edge Box HMI versions meet IIoT challenges at the Connected Products level, by providing secure communication, connectivity, and efficiency to the required software and applications at the Edge Control level, thus opening up more business opportunities.

Product Description	Reference	Unit MRP [₹]
4" W basic operator terminal	HMIST6200	On Request
7" W basic operator terminal	HMIST6400	On Request
10" W basic operator terminal	HMIST6500	On Request
12" W basic operator terminal	HMIST6600	On Request
15" W basic operator terminal	HMIST6700	On Request
"4"W basic modular terminal"	HMISTM6200	On Request
"7"W basic modular terminal"	HMISTM6400	On Request
Basic HMI Gateway , STM6	HMISTM6BOX	On Request
"4"W basic Web terminal"	HMISTW6200	On Request
7" W basic Web terminal	HMISTW6400	On Request
10" W basic Web terminal	HMISTW6500	On Request
12" W basic Web terminal	HMISTW6600	On Request
15" W basic Web terminal	HMISTW6700	On Request
Basic HMI Edge Box,STM6	HMISTM6BOXIOT	On Request

Harmony STO7 - Compact color HMI

- Best-in-class display
- With screen quality based on ppi similar to Harmony GTU, the Harmony STO7●●
- 4.3'' color screens support crisp-clear visualization and a high quality display.
- This enables you to create more attractive and distinguished applications for industry.

Product Description	Reference	Unit MRP [₹]
4.3" touch panel screen RS232C	HMISTO705	On Request
4.3" touch panel screen RS232C/485	HMISTO715	On Request
4.3" touch panel screen Ethernet	HMISTO735	On Request
RTC battery set	HMIZSRTC1	On Request

Harmony STU - Cut-out free HMI

- Harmony STU panels are compact open panels offering greater communication capabilities. The high resolution touch screens, clever mounting system, and HMI software make them ideal for machine manufacturer solutions in industry and infrastructure
- No panel cut-out is required to install a Harmony STU small panel. All you need to do is drill a hole measuring 22 mm in diameter - just like installing a push button. The front module (comprising the screen) is connected to the rear module (comprising the terminals and connectors) via this 22 mm drilled hole

Product Description	Reference	Unit MRP [₹]
Touch Panel Screen 3"5 Color	HMISTU655	On Request
Touch Panel Screen 5"7 Color	HMISTU855	On Request
STU 3in5 without marking on overlay	HMISTU655W	On Request
STU 5in7 without marking on overlay	HMISTU855W	On Request
STU 3in5 front module	HMIS65	On Request
STU 5in7 front module	HMIS85	On Request
STU rear module	HMIS5T	On Request

Please contact Customer Care Center for Stockable and Non stockable status of references.

☑ NORMAL STOCK ITEMS

W.E.F. January 17th, 2026

Basic HMI Panels for Simple Machines

Harmony GTO - Standard HMI

- Standard and Stainless HMI panels with 3.5" to 12.1" screen.
- Harmony GTO Standard HMI panels feature optimized information and communication technologies, which, depending on the model, include:
- High level of communication (embedded Ethernet, multilink, Web server and FTP,e-mail).
- External storage of data (SD memory card and USB memory stick) for storing production data and backing up applications.
- Management of peripherals: printers, etc.
- These panels offer an excellent level of technical performance designed Principally for use by OEM customers.
- The Harmony GTO range has been designed in accordance with numerous standards, certifications and requirements:
  - Standards: EN 61131-2, 61000-6-2 and UL508,
  - Certifications: C-tick, GOST-R, KCC Atex and UL Hazardous location (pending), Marine certifications (pending).
  - Operating temperature: up to 55°C
  - Degree of protection (according to IEC 60529):
  - IP 65 for standard version products
  - IP 67 for standard version products fitted with a cover for harsh environments.
  - IP 66K for "Stainless Steel" version products
- Resistance to high-pressure cleaning (conforming to DIN 40050-9): up to 10 bar for "Stainless Steel" version products.

Product Description	Reference	Unit MRP [₹]
3.5 Color Touch Panel QVGA-TFT	HMIGTO1300	On Request
3.5 Color Touch Panel QVGA-TFT	HMIGTO1310	On Request
5.7 Color Touch Panel QVGA-TFT	HMIGTO2300	On Request
5.7 Color Touch Panel QVGA-TFT	HMIGTO2310	On Request
5.7 Color Touch Panel QVGA Stainless	HMIGTO2315	On Request
7.0 Color Touch Panel WVGA-TFT	HMIGTO3510	On Request
7.5 Color Touch Panel VGA-TFT	HMIGTO4310	On Request
10.4 Color Touch Panel VGA-TFT.	HMIGTO5310	On Request
HMIGTO5310 Coated	HMIGTO5310FC	On Request
HMIGTO5310 coated and logo removed	HMIGTO5310FCW	On Request
HMIGTO5310 logo removed	HMIGTO5310FW	On Request
10.4 Color Touch Panel VGA Stainless	HMIGTO5315	On Request
12.1 Color Touch Panel SVGA-TFT	HMIGTO6310	On Request
HMIGTO6310 Coated	HMIGTO6310FC	On Request
12.1 Color Touch Panel SVGA Stainless	HMIGTO6315	On Request

Harmony SCU — Cut-out free HMI controller

The ultra-compact range of Harmony SCU HMI controllers are part of Schneider Electric's Flexible Machine Control concept, a key element in MachineStruxure™. The Harmony SCU HMI controllers offer brings together Human Machine Interface and control functions within in a single product. This reduces the amount of equipment required and the associated costs throughout the life cycle of the machine. The Harmony SCU integrate, as standard, all their functions. They benefit, in particular, from the same innovation as the Harmony STU panels range: Mounting via a 22 mm diameter hole (pushbutton type) which considerably simplifies installation.

Of modular design, this range comprises:

- 2 complete Harmony SCU products for the control of simple machines, comprising:
  - A 3.5" or 5.7" 65 k color TFT Screen module
  - A Controller module with 16 integrated digital inputs/10 integrated digital outputs
- 2 complete Harmony SCU products for the control of simple processes, comprising:
  - A 3.5" or 5.7" 65 k color TFT Screen module.
  - A Controller module with 8 integrated digital inputs/8 integrated digital outputs and 4 integrated analog inputs/2 integrated analog outputs

Product Description	Reference	Unit MRP [₹]
3.5 Small Controller Panel For Machine	HMISCU6A5	On Request
3.5 Small Controller Panel For Process	HMISCU6B5	On Request
5.7Small Controller Panel For Machine.	HMISCU8A5	On Request
5.7 Small Controller Panel For Porcess	HMISCU8B5	On Request
Rear Module Small Controller Process	HMISBC	On Request
Rear Module Small Controller Machine	HMISAC	On Request

Please contact Customer Care Center for Stockable and Non stockable status of references.

☑ NORMAL STOCK ITEMS

W.E.F. January 17th, 2026

Advanced HMI panels for performance machines

Harmony GTU — High performance modular HMI

Supporting Software

EcoStruxure Operator Terminal Expert

Vijeo Designer

Harmony GTU: W7'', 10'', W10'', 12, W12'', 15'', W15'', W19''

Box *Display* *Tool-free mounting* *Complete HMI*

- 8 sizes of high-resolution displays ranging from 7'' to 19'', either with modern 16:9 or standard 4:3 ratio
- 3 boxes, two with Real Time OS and one with fully open Windows based
- Up to 2 separate Ethernet ports, serial communication ports, and field bus options suiting IoT
- Industrial multi-touch and fully coated offer
- All memory removable for PC-free box replacements
- Wireless LAN enabled display
- Easy to install with integrated mounting fastener and antidrop lock
- Multi-display capability with Open box using DVI interface or multi-display adapter

Harmony GTUX — eXtreme HMI

Supporting Software

Vijeo Designer

Harmony GTUX: W7'', W12'', W15''

- A wide temperature range from -30...+70 °C /-22 ...+158 °F
- Sunlight Readable: High brightness LCD (1000 cd/m²), anti-glare surface
- Robustness: UV Protection, conformal coated (fully coated)
- Dust and water proof (IP66F, IP67F and UL50E Type 4X (Outdoor use))
- Environmental standard: Class 1, Div. 2, ATEX/IECEx Zone 2/22
- Variety of interfaces including dual Ethernet ports
- Modular design with stainless front face
- Suitable for industry segments like Oil & gas, Water and Waste Water (WWW) management

Harmony GK — Keyboard HMI

Supporting Software

Vijeo Designer

Harmony GK: 5.7'', 10.4''

- Fine control inputs even in severe environment
- Touch screen and keypad keys configurable simultaneously or separately
- Highly robust with operating temperatures up to 55 °C /131 °F, reducing maintenance problems and time

Advanced HMI Panels for Performance Machines

Harmony GTU — High performance modular HMI

Harmony GTU are universal panels that include smartphone-like interface and Wireless technology. They offer unmatched comfort of use with no compromise on performance and openness.

Product Description	Reference	Unit MRP [₹]
7W Touch Advanced Display WVGA	HMIDT351	On Request
10.4 Touch Smart Display SVGA	HMIDT542	On Request
10W Touch Advanced Display WXGA	HMIDT551	On Request
12.1 Touch Smart Display XGA	HMIDT642	On Request
HMIDT642 Coated	HMIDT642FC	On Request
12W Touch Advanced Display WXGA	HMIDT651	On Request
15 Touch Smart Display XGA	HMIDT732	On Request
HMIDT732 Coated	HMIDT732FC	On Request
15W Touch Smart Display FWXGA	HMIDT752	On Request
19W Touch Smart Display FWXGA	HMIDT952	On Request
Standard Box for Universal Panel	HMIG2U	On Request
Premium BOX for Universal Panel.	HMIG3U	On Request
HMIG3U Coated	HMIG3UFC	On Request
Open BOX Universal Panel	HMIG5U22	On Request

Harmony GTUX — eXtreme outdoor HMI panels for harsh outdoor environment

- Harmony GTUX is a modularly designed robust terminal suitable for harsh outdoor environments. Features like high brightness and UV protection to direct sunlight, protection against water and dust, and supporting a wide range of temperatures make it an ideal choice for direct outdoor operation in O&G, WWW, and MMM segments.
- Harmony eXtreme panels can be used in applications like smart energy generation (solar, wind turbine, biomass, hydropower genset, etc.), hoisting, compressor, pumping, and car charging/washing.

Product Description	Reference	Unit MRP [₹]
7W Touch eXtreme Display WVGA	HMIDT35X	On Request
12W Touch eXtreme Display WXGA	HMIDT65X	On Request
15W Touch eXtreme Display FWXGA	HMIDT75X	On Request
Extreme BOX	HMIG3X	On Request

Please contact Customer Care Center for Stockable and Non stockable status of references.

☑ NORMAL STOCK ITEMS

W.E.F. January 17th, 2026

Advanced HMI Panels for Performance Machines

Harmony GK — Keyboard HMI

- Harmony HMI GK graphic terminals share technical characteristics with Harmony GTO to enhance the operator's experience. Ultra-flexible, with two screen sizes (5"7 and 10"4), the Harmony HMI GK can be configured and controlled to precisely match your requirements.
- Designed to operate in severe environments, the Harmony HMI GK offers you optimum control on the keypad, as well as on the touch screen. The latest design is consistent with the Harmony USB keypad (HMIZKB1), ideal for keypad control on small Harmony panels

Product Description	Reference	Unit MRP [₹]
5.7 Keypad Panel QVGA-TFT	HMIGK2310	On Request
10.4 Keypad Panel VGA-TFT	HMIGK5310	On Request

Easy Harmony ET6

Harmony ET6 - Essential touchscreen panels for simple machines

- Range from 7" to 15", Easy Harmony ET6 is a robust and cost-effective touch screen panel that provides refined display, quick touch response and Ethernet capability. The Easy Harmony ET6 is designed with the secure development life-cycle (SDL) process and enhanced the Cybersecurity with secure boot and encrypted transfer.
- Target Segments: Packaging, HVAC, Pumping, Metal Working, Pharmacy, and other miscellaneous sectors of activities

Product Description	Reference	Unit MRP [₹]
7"W Easy Touch Panel, Ethernet model	HMIET6400	On Request
10"W Easy Touch Panel, Ethernet model	HMIET6500	On Request
12"W Easy Touch Panel, Ethernet model	HMIET6600	On Request
15"W Easy Touch Panel, Ethernet model	HMIET6700	On Request

Please contact Customer Care Center for Stockable and Non stockable status of references.

☑ NORMAL STOCK ITEMS

W.E.F. January 17th, 2026

Harmony Industrial PCs and Edge Box for line management

Harmony P6 Industrial PCs - Drive efficiency and productivity at the Edge of EcoStruxure

Supporting Software

Node-RED

EcoStruxure Operator Terminal Expert

EcoStruxure Machine SCADA Expert

Harmony P6 Modular Box and Modular Display: 12", 15", W10", W12", W15", W19", W22"

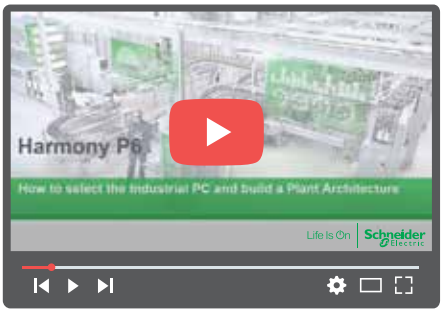

How to select the Industrial PC and build a Plant Architecture Click to view the video

■ HMIP6 (1)

□ Advanced Modular Box PC
- Intel Core i5 up to 4.1 GHz or Intel Core i7 up to 4.4 GHz or Intel Celeron up to 2.0 GHz, UHD Graphics accelerator
- 8 to 32 GB or 4 to 16 GB DDR4 RAM, 1x M.2 SSD SATA and 2x 2.5-inch SATA (HDD/SSD) storage slots
- USB Type A (2x USB 2.0 and 2x USB 3.0), USB Type C (1x USB 3.0), 1x COM RS-232C, 2x RJ45 Ethernet, 1x Display port
- 2x interface slots and optional extension module for 2x PCI/PCIe slots
- Default TPM module for encryption
- RAID HDD with Intel Rapid storage

□ Standard Modular Box PC
- Intel Core i3 up to 3.9 GHz, UHD Graphics accelerator
- 8 to 32 GB DDR4 RAM, 1x M.2 SSD SATA and 1x 2.5-inch SATA (HDD/SSD) storage slots
- USB Type A (2x USB 2.0 and 2x USB 3.0), USB Type C (1x USB3.0), 1x COM RS-232C, 2x RJ45 Ethernet, 1x Display port
- 2x interfaces slots
- Default TPM module for encryption

■ HMIDM6
- 4:3 12" and 15" (XGA) color LCD resistive analog multi-touch (2 points) screen with 1x USB 2.0 (Type A), and front USB cover
- 16:9 10" and 12" (WXGA)/15" (FWXGA)/19" and 21" (FHD) projected capacitive multi-touch (2 points) screen, 7H hardness, anti-scratch, 3 touch mode configuration
- IP66, Nema 4X indoor front panel
- All models are certified for CE, RCM, UL 61010-2-201, CSA C22.2 No. 61010-2-201, UL121201, and CSA C22.2 No. 213
- All DC models are certified for IECEx/ATEX for use in Zone 2 gas/Zone 22 dust, DNV

Harmony FP6 — Industrial Flat Panel Monitors

Harmony HMIFP6 : 12", 15", W10", W12", W15", W19", W22"

■ HMIFP6
- 4:3 12" and 15" (XGA) color LCD resistive analog multi-touch (2 points) screen with 1x USB 2.0 (Type A), and front USB cover
- 16:9 10" and 12" (WXGA)/15" (FWXGA)/19" and 22" (FHD) projected capacitive multi-touch (2 points) screen, 7H hardness, anti-scratch, 3 touch mode configuration IP66, Nema 4X indoor front panel
- All models are certified for e, RCM, UL 61010-2-201, CSA C22.2 No. 61010-2-201, UL121201(4), and CSA C22.2 No. 213(4), IECEx/ATEX for use in Zone 2 gas/Zone 22 dust(4)

Product Description	Reference	Unit MRP [₹]
FP6, 10w WXGA, PCAP, DVI, DC	HMIFP6500WCD	On Request
12.1 XGA, Analog-Multi, DVI, DC	HMIFP6600TMD	On Request
FP6, 12w WXGA, PCAP, DVI, DC	HMIFP6600WCD	On Request
FP6, 15.0 XGA, Analog-Multi, DVI, DC	HMIFP6700TMD	On Request
FP6, 15w FWXGA, PCAP, DVI, DC	HMIFP6700WCD	On Request
FP6, 19w Full HD, PCAP, DVI, DC	HMIFP6800WCD	On Request
FP6, 22w Full HD, PCAP, DVI, DC	HMIFP6900WCD	On Request

(1) Available as Configured-to-order only and can be ordered using the online configurator.
(4) On the front panel when properly installed in an enclosure and not using the front panel USB port.

Harmony PSA6-Expect what you need. Nothing more.

■ HMIPSA6

Harmony PSA6 is a compact and ultra-slim Industrial Panel PC offering a powerful, secure, and durable solution tailored to meet your industrial computing requirements.

- 13th Gen Core i5 CPU, 7th Gen Atom 4 cores • Windows 11 IoT Enterprise LTSC 2024
- Ultra-slim and lightweight design, FHD 15", 19"
- VESA mount compatible, PCAP glass top, easy to operate with gloves
- SDL compliant with IEC62443 standard, BitLocker, TPM
- Low power consumption, made of green materials, REACH and RoHS compliant
- Seamlessly supports a wide range of EcoStruxure software and connected devices: EcoStruxure Operator Terminal Expert, EcoStruxure Machine SCADA Expert, EcoStruxure Machine Expert Twin, AVEVA Edge Lite and more...

Product Description	Reference	Unit MRP [₹]
HMI Industrial Controller	HMIPSA65FD18W11	On Request
HMI Industrial Controller	HMIPSA65GD18W11	On Request
HMI Industrial Controller	HMIPSA6A7D18W11	On Request
HMI Industrial Controller	HMIPSA6AED18W11	On Request
HMI Industrial Controller	HMIPSA6AFD18W11	On Request

Please contact Customer Care Center for Stockable and Non stockable status of references.

NORMAL STOCK ITEMS

W.E.F. January 17th, 2026

HMI software and services

EcoStruxure Operator Terminal Expert — Touchscreen configuration software

EcoStruxure Operator Terminal Expert

- Operate intuitively
  - Ability to go beyond the limitations of the physical screen size to improve productivity
  - Convert already created Landscape screens into Portrait screens for vertical scrolling and for screens that require many operation switches
- Reduce time to market
  - Efficient and intuitive engineering
  - For faster customization and modification
- Improve efficiency
  - High usability and image quality for the operator (experience design)
  - With Web Viewer feature, watch/operate the HMI screen remotely with mirroring function

EcoStruxure Machine SCADA Expert - Lite SCADA for line management

EcoStruxure Machine SCADA Expert

- Save time
  - Quick and easy to install directly on our iPCs
  - Save days of testing and commissioning thanks to a fully tested and validated association
  - Tailored information at a glance using BI-Dashboard template
- Save money
  - Get peace of mind and save time and resources with our single point of contact for Hardware/Software/Operating System support
  - Access SCADA level software, with all its benefits, at a competitive cost/features ratio
- Connectivity and data management
  - Includes 250+ native communication drivers
  - Monitor and control remotely your application with Mobile Access, using a tablet or smartphone

Note: *For Harmony HMIP6, EcoStruxure Machine SCADA Expert Runtime preinstalled version is available as an option in the online configurator.*

Vijeo Designer — Classic HMI configuration software

Vijeo Designer

- Multi-platform: from optimized panels to iPCs
- Multi-panel communication: automatic data sharing between up to 8 different panels
- Multi-language: 15 languages in runtime and 38 alphabets
- Multi-protocol: on COM and Ethernet ports
- Multi-access: local or remote display with WEB Gate, Vijeo Designer Air and Vijeo Designer Air Plus
- Multi-media: video/sound record/replay capability

EcoStruxure Operator Terminal Expert - Touchscreen configuration software

- EcoStruxure Operator Terminal Expert allows you to create and edit application screens that control automation systems for Harmony GTU (Premium and Open Box)/ STO color/ST6/STM6 terminals, and Harmony industrial PCs (Panel and Box).
- EcoStruxure Operator Terminal Expert features a modern and simple-to-use user interface, easy-to-access functions and information, and a multi-platform working environment. It also shortens design time by providing pre-made navigation framework.

Product Description	Reference	Unit MRP [₹]
EOTE, BT, Basic, Single, Sub, 1 Year	HMIEOTEBTB1SY	On Request
EOTE, BT, Prof, Single, Sub, 1 Year	HMIEOTEBTP1SY	On Request
EOTE, BT, Prof, Group, Sub, 1 Year	HMIEOTEBTP3SY	On Request
EOTE, BT, Prof, Team, Sub, 1 Year	HMIEOTEBTP10SY	On Request
EOTE, BT, Prof, Entity, Sub, 1 Year	HMIEOTEBTP100SY	On Request
EOTE, BT, Ent, Single, Sub, 1 Year	HMIEOTEBTE1SY	On Request
EOTE, BT, Ent, Group, Sub, 1 Year	HMIEOTEBTE3SY	On Request
EOTE, BT, Ent, Team, Sub, 1 Year	HMIEOTEBTE10SY	On Request
EOTE, BT, Ent, Entity, Sub, 1 Year	HMIEOTEBTE100SY	On Request
EOTE, BT, Basic, Single, Sub, 1 Month	HMIEOTEBTB1SM	On Request
EOTE, BT, Prof, Single, Sub, 1 Month	HMIEOTEBTP1SM	On Request
EOTE, BT, Ent, Single, Sub, 1 Month	HMIEOTEBTE1SM	On Request
EOTE, BT, Basic, Single, Perm	HMIEOTEBTB1P	On Request
EOTE, BT, Prof, Single, Perm	HMIEOTEBTP1P	On Request
EOTE, BT, Prof, Group, Perm	HMIEOTEBTP3P	On Request
EOTE, BT, Prof, Team, Perm	HMIEOTEBTP10P	On Request
EOTE, BT, Prof, Entity, Perm	HMIEOTEBTP100P	On Request
EOTE, RT, Single, Perm	HMIEOTERT1P	On Request

Please contact Customer Care Center for Stockable and Non stockable status of references.

☑ NORMAL STOCK ITEMS

W.E.F. January 17th, 2026

EcoStruxure Machine SCADA Expert - Lite SCADA for line management

- EcoStruxure Machine SCADA Expert enables you to use the key features of Microsoft operating system and build a full-featured SCADA or HMI project for your industrial automation business.
- EcoStruxure Machine SCADA Expert is designed in a modern, ribbon-based Windows interface to provide an integrated and user-friendly development environment.
- EcoStruxure Machine SCADA Expert supports capabilities like scripting, animation, E-mail, recipes, security, tags database, multi-touch, alarms, trends, scalablity, multilanguage, FDA traceability, PDF export, graphics and design tools, and so on.
- For applications ranging from complex machine control and monitoring to plant supervision and SCADA, EcoStruxure Machine SCADA Expert with Harmony iPC association makes industrial operations smooth and stress-free.

Product Description	Reference	Unit MRP [₹]
EMSE 3 Party 1.5K Tag RT License	HMIEMSE3PRT1KA	On Request
EMSE 3 Party 32K Tag RT License	HMIEMSE3PRT32KA	On Request
EMSE 3 Party 4K Tag RT License	HMIEMSE3PRT4KA	On Request
EMSE, RT, 3rd Party, 500 tag, Digital	HMIEMSE3PRT500A	On Request
EMSE 3 Party 64K Tag RT License	HMIEMSE3PRT64KA	On Request
EMSE, RT, 3P UP, 1.5k tag, Digital	HMIEMSE3PUG1KRTA	On Request
EMSE 3P Upgrade 32K RT	HMIEMSE3PUG32KRTA	On Request
EMSE 3P Upgrade 4K RT	HMIEMSE3PUG4KRTA	On Request
EMSE 3P Upgrade 64K RT	HMIEMSE3PUG64KRTA	On Request
EMSE 3P Version Up 1K RT	HMIEMSE3PVU1KRTA	On Request
EMSE 3P Version Up 32K RT	HMIEMSE3PVU32KRTA	On Request
EMSE 3P Version Up 4K RT	HMIEMSE3PVU4KRTA	On Request
EMSE 3P Version Up 64K RT	HMIEMSE3PVU64KRTA	On Request
EMSE 1.5K Tag BT License	HMIEMSEBT1KA	On Request
EMSE 32K Tag BT License	HMIEMSEBT32KA	On Request
EMSE 4K Tag BT License	HMIEMSEBT4KA	On Request
EMSE 500 Tag BT License	HMIEMSEBT500A	On Request
EMSE 64K Tag BT License	HMIEMSEBT64KA	On Request
EMSE 1.5K Tag RT License	HMIEMSERT1KA	On Request
EMSE 32K Tag RT License	HMIEMSERT32KA	On Request
EMSE 4K Tag RT License	HMIEMSERT4KA	On Request
EMSE, RT, 500 tag, Digital	HMIEMSERT500A	On Request
EMSE 64K Tag RT License	HMIEMSERT64KA	On Request
EMSE 10 Thin Clients for Embedded	HMIEMSETC10EMBA	On Request
EMSE 10 Thin Clients for Windows	HMIEMSETC10WINA	On Request
EMSE Thin Client	HMIEMSETCA	On Request
EMSE Thin Client for Embedded, digital	HMIEMSETCEMBA	On Request
EMSE Import Wizard digital license	HMIEMSETKA	On Request
EMSE Upgrade 1.5K BT	HMIEMSEUG1KBTA	On Request
EMSE Upgrade 1.5K RT	HMIEMSEUG1KRTA	On Request
EMSE Upgrade 32K BT	HMIEMSEUG32KBTA	On Request
EMSE Upgrade 32K RT	HMIEMSEUG32KRTA	On Request
EMSE Upgrade 4K BT	HMIEMSEUG4KBTA	On Request
EMSE Upgrade 4K RT	HMIEMSEUG4KRTA	On Request
EMSE Upgrade 64K BT	HMIEMSEUG64KBTA	On Request
EMSE Upgrade 64K RT	HMIEMSEUG64KRTA	On Request
USB Hard key	HMIEMSEUSBL	On Request
EMSE Version Up 1.5K BT	HMIEMSEVU1KBTA	On Request
EMSE Version Up 1.5K RT	HMIEMSEVU1KRTA	On Request
EMSE Version Up 32K BT	HMIEMSEVU32KBTA	On Request
EMSE Version Up 32K RT	HMIEMSEVU32KRTA	On Request
EMSE Version Up 4K BT	HMIEMSEVU4KBTA	On Request
EMSE Version Up 4K RT	HMIEMSEVU4KRTA	On Request
EMSE Version Up 64K BT	HMIEMSEVU64KBTA	On Request
EMSE Version Up 64K RT	HMIEMSEVU64KRTA	On Request

Please contact Customer Care Center for Stockable and Non stockable status of references.

☑ NORMAL STOCK ITEMS

W.E.F. January 17th, 2026

Vijeo Designer — Classic HMI configuration software

The cross-platform VijeoDesignerTM configuration software can be used to create operator dialogue applications for controlling automation systems for the following panels:
- Harmony STU (Vijeo Designer Limited Edition is sufficient)
- Harmony GTO
- Harmony GTU
- Harmony GTUX
- Harmony GK
- Magelis XBTGH portable
- Harmony Panel PCs and Box PCs (HMIBMP, HMIBMU, HMIPSP,HMIPSO,HMIPEP)
- Harmony P6

Product Description	Reference	Unit MRP [₹]
Vijeo Designer 6.3, HMI configuration software single license	VJDBTPRO1P	On Request
Vijeo Designer 6.3, HMI configuration software group license	VJDBTPRO3P	On Request
Vijeo Designer 6.3, HMI configuration software team license	VJDBTPRO10P	On Request
Vijeo Designer 6.3, HMI configuration software entity license	VJDBTPRO100P	On Request
Vijeo Designer 6.3, HMI configuration software single upgrade license	VJDUBTPRO1P	On Request
VJD Runtime, Vijeo Designer, Standard PC	VJDRTPROS1P	On Request
VJD Runtime, Vijeo designer, Harmony P6	VJDRTPROH1P	On Request

Please contact Customer Care Center for Stockable and Non stockable status of references.

☑ NORMAL STOCK ITEMS

W.E.F. January 17th, 2026

EcoStruxure Secure Connect — Secure remote access solution

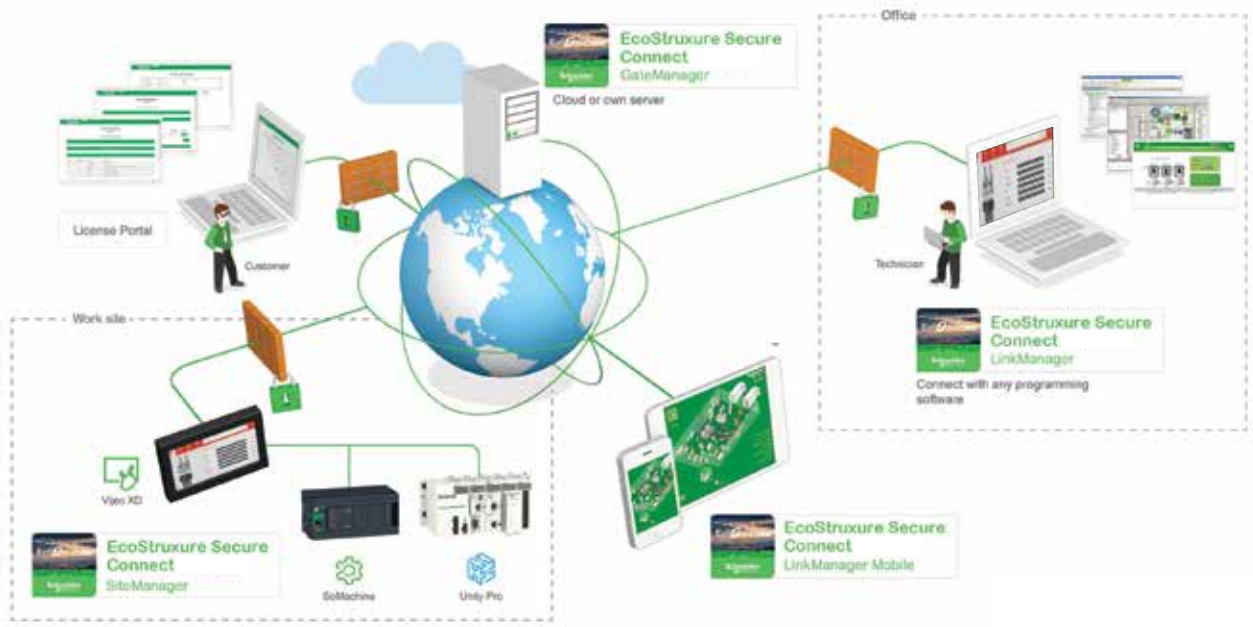

- Provides a secure connection between remote display units on the work site (via SiteManager Embedded) and computers or smart devices in the office (via LinkManager) over a secure central server (GateManager).
- With EcoStruxure Secure Connect, maintenance personnel can access Schneider Electric software and update it remotely and securely via the HMI, PLC, and other connected devices as if they were on site.
- Troubleshooting and repairs can be performed remotely upon request.

EcoStruxure Secure Connect - Secure remote access solution

EcoStruxure Secure Connect provides a secure connection between remote display units on the work site (via SiteManager Embedded) and computers or smart devices in the office (via LinkManager) over a secure central server (GateManager). With EcoStruxure Secure Connect, technicians and programmers can remotely access the Schneider Electric software and securely update it via the HMI, PLC, and other connected devices just as though they were present on site. Troubleshooting and repair can also be performed remotely upon request.

Product Description	Reference	Unit MRP [₹]
Vijeo Connect Link Manager License	VJOCNTLML	On Request
Vijeo Connect Link Manager Mobile Lic	VJOCNTLMM	On Request
Secure Connect Enterprise Pack	VJOCNTPACKENT	On Request
Secure Connect Essential Pack	VJOCNTPACKESS	On Request
Vijeo Connect Site Manager Basic License	VJOCNTSMBASIC	On Request
Vijeo Connect Site Manager Ext 10 Lic	VJOCNTSMEXT10	On Request
Vijeo Connect Site Manager Ext 5 Lic	VJOCNTSMEXT5	On Request
Vijeo Connect User statistics	VJOCNTSTAT	On Request
Vijeo Connect Gate Manager PremiumAccess	VJOCNTGMPREM	On Request

years strong & still innovating!

> Control > Protect > Power > Active

Innovative and connected solutions for motor starters

TeSys is an innovative motor control and management solution from the global market leader. TeSys offers connected, efficient products and solutions for switching and protection of motors and electrical loads in compliance with all major global electrical standards

TeSys Function Names

TeSys components are grouped by function name, for easier identification. These functions are related to motor, power, control and protection.

> **TeSys** Power:
Components for powering motors

> **TeSys** Control:
Components for controlling motors

> **TeSys** Protect:
Components for protecting motors



> **TeSys** Active:
Connected components for motor circuits



Start smart. Run smart. With **TeSys** motor controls.

Stay smart with the world's best-selling motor control solutions from the inventor of the world's first contactor - Schneider Electric™.

For over a century, TeSys motor controls have driven the industry with innovations in motor protection, monitoring, and control.

It started with the introduction of the industry's first BAR contactor in 1924, and today, the legacy of innovation is built into every TeSys motor control device.

Best-in-class safety and reliability, plug-and-play architecture, and flexible functionality mean TeSys motor control solutions can meet your requirements across a wide range of applications, from the most common to the most advanced.

Over A Century

of Innovation and Leadership

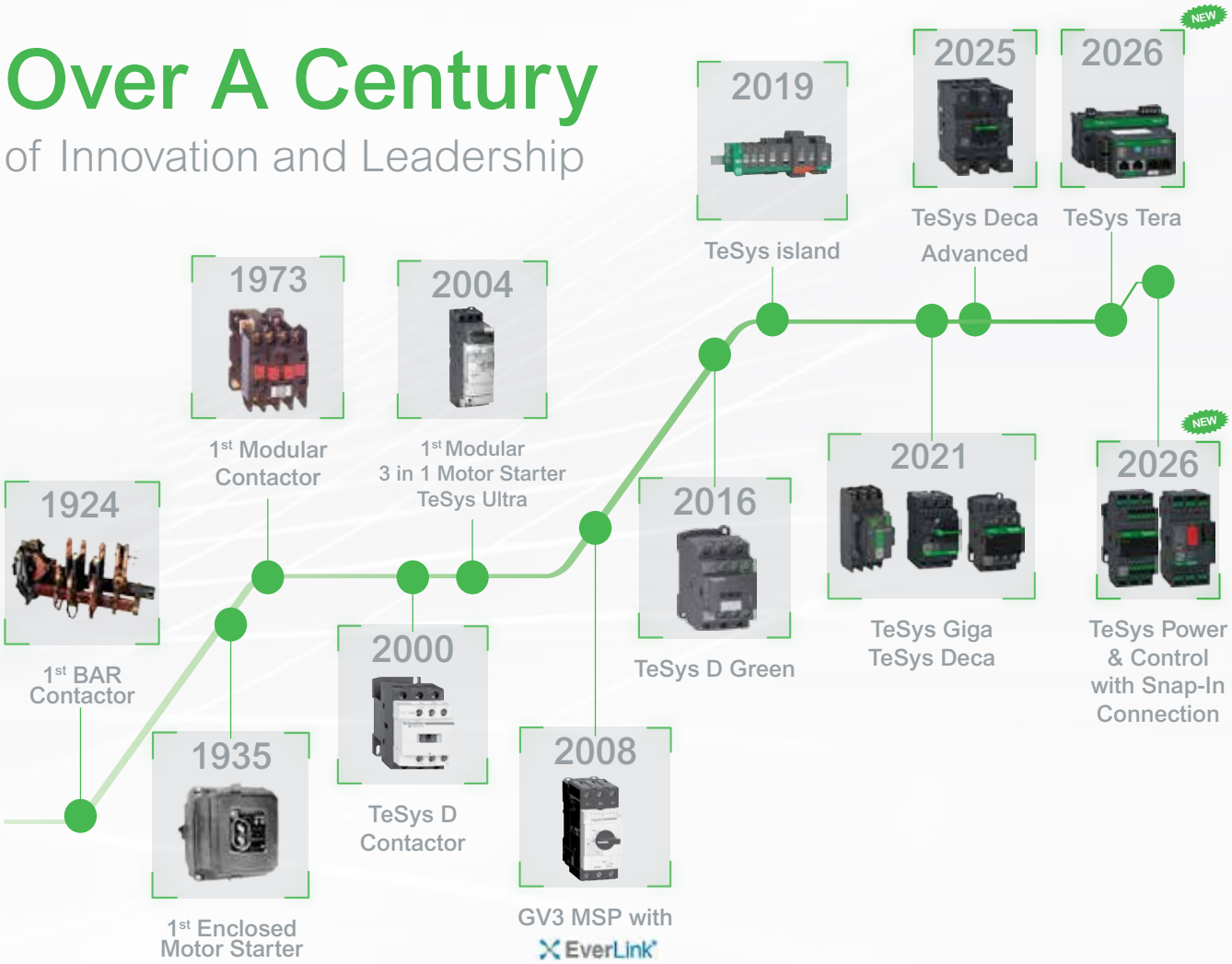

Superior safety for all industries

TeSys motor controls come with all of the isolation, protection and emergency handling you need to comply with international codes. High-contrast covers identify safety-critical devices to prevent inadvertent manual operation. Every TeSys contactor is both mechanically linked and equipped with mirror contacts for safety applications and wherever auxiliary contact state reliability is critical.

HVAC

Ensure 24/7 availability of your HVAC system with reliable products that can reach high ambient temperatures without derating.

Conveying

Decentralize the control cabinet of your conveyor line and benefit from up to 80% space reduction.

Genset

Make certain your generator starts even in the harshest conditions with robust **TeSys** solutions.

Pumping

Optimize single or multi-drive boosters for industry or infrastructure with energy and cost-effective solutions.

Packaging

Keep pace with the most demanding, high-end packing applications with solutions that can perform 30 million AC53a electrical cycles, like **TeSys H.**

Oil and Gas

Keep your employees and assets safe and improve uptime in onshore and offshore applications: pipeline operations: LNG and natural gas processing: and refining and petrochemical applications.

Water and Wastewater

Optimize the treatment and delivery of safer water by reducing energy usage and lowering operating costs.

Food and Beverage

Serve your customers with environmentally friendly products to improve sustainability, efficiency, and flexibility, allowing you to adapt to changing customer habits.

Online selection tool

EcoStruxure™ Motor Control Configurator

For Direct-On-Line and Star-Delta starters, motor circuit breakers with advanced protection, motor management relays, configurations for total coordination, drives, and soft starters.

No matter what kind of starting method you need, our online EcoStruxure™ Motor Control Starter Configurator will help you to quickly and easily select the optimal combination of components to ensure maximized motor safety, protection, and uptime.

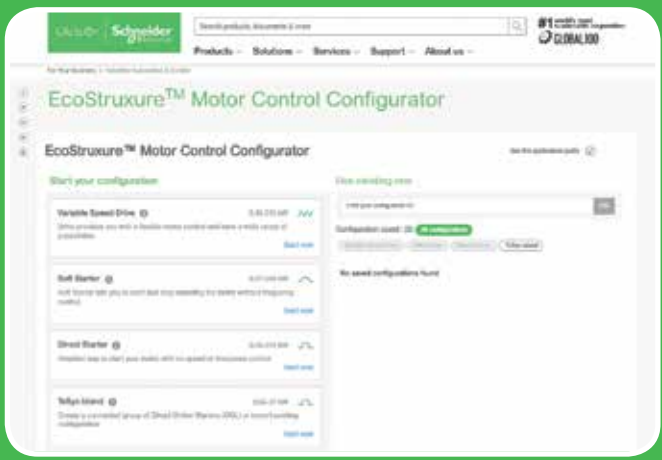

Scan or click on the QR code

TeSys Component Series Names

Series names are now grouped as per the current ratings

- Series names group conventional components (circuit breakers, contactors, relays, overcurrent relays) by current rating ranges.
  - 0 to 16 A > **TeSys K** Series
  - 9 to 150 A > **TeSys 'Deca'** Series
  - 185 to 800 A > **TeSys 'Giga'** Series.

- TeSys advanced components have a specific classification.
  - 0 to 38 A All-in-one starters > **TeSys 'Ultra'** Series
  - 0 to 80 A Motor Control/Protection/Monitoring system > **TeSys 'island'** Series.

TeSys K Series

The essential line for motors up to 7.5kW/16A direct on TeSys K series of Motor Starters

TeSys Deca Series

The industrial standard for motors up to 75kW/150A direct on TeSys Deca series of Motor Starters

TeSys Giga Series

For large motors up to 450kW/800A direct on TeSys Giga Series

TeSys Ultra Series

The most compact totally coordinated solution for Motor Starters. For Direct On Line or Reversing Motor Control and Drive Protection upto 18.5kW/38 A on TeSys Ultra series

TeSys Island Series

Digitally powered monitoring, control and protection of electrical motors up to 37kW/80 A on TeSys Island Series

Control Relays - K Model (AC & DC Control)

- Conformance IEC, UL, CSA, CE Marking
- Inbuilt 4 auxiliary contacts
- 10A thermal rating
- Available with AC (50/60Hz Dual frequency), DC & DC low consumption coil options

No of Poles	AC Control Reference	Unit MRP [₹]				DC Control Reference (4)	Unit MRP [₹]		
		B7 (24V)	F7 (110V)	M7 (220V)	N7 (415V)		BD (24V)	FD (110V)	MD (220V)
2NO + 2NC	CA2KN22*	2420	2420	2420	2420	CA3KN22**	3365	3365	3365
3NO + 1NC	CA2KN31*	2420	2420	2420	-	CA3KN31**	3365	3365	3365
4NO	CA2KN40*	2420	2420	2420	2890				

No of Poles	DC low consumption Reference (1) (2) (3)	Unit MRP [₹]		
		BW3 (24V)	EW3 (48V)	SW3 (72V)
2NO + 2NC	CA4KN22***	4125	4945	4125
3NO + 1NC	CA4KN31***	4125	5118	-
4NO	CA4KN40***	4125	4945	-

For other coil voltage ratings regarding above, please contact Schneider Electric customer care.
* Reference to be completed by adding coil voltage code

(1) Compatible with PLC outputs
(2) Wide range coil (0.7...1.25Uc), suppressor fitted as standard
(3) 2 pole auxiliary contact block can be mounted additionally
(4) Optional in-built surge supressor available

Power Contactors - K Model (3 Pole AC & DC Control)

- Conformance to IEC, UL, CSA
- Current Rating : 6A to 16A, AC-3 duty
- 1NO or 1NC inbuilt auxiliary contact
- Available in 3P & 4P version
- Available with AC (50/60Hz Dual frequency), DC & DC low consumption(5) coil options

Motor Power (kW)	Auxiliary Contacts	AC Control Reference	Unit MRP [₹]				DC Control Reference(5)	Unit MRP [₹]		
			B7 (24V)	F7 (110V)	M7 (220V)	N7 (415V)		BD (24V)	FD (110V)	MD (220V)
3	1NC	LC1K0601*	2105	2105	2105	2560	LP1K0601**	3290	3975	-
	1NO	LC1K0610*	2105	2105	2105	2105	LP1K0610**	3290	3975	-
5.5	1NC	LC1K0901*	2200	2200	2200	2660	LP1K0901**	3575	3575	3575
	1NO	LC1K0910*	2200	2200	2200	2200	LP1K0910**	3575	3575	3575
7.5	1NC	LC1K1201*	2490	2490	2490	-	LP1K1201**	4145	-	-
	1NO	LC1K1210*	2490	2490	2490	3000	LP1K1210**	4145	5015	5075
10	1NC	LC1K1601*	2945	2945	2945	-	-	-	-	-
	1NO	LC1K1610*	2945	2945	2945	-	-	-	-	-

For other coil voltage ratings contactors, please contact Customer Care.
* Reference to be completed by adding coil voltage code
(5) For low consumption offer, please contact Customer Care

Reversing Contactors - K Model

- Conformance to IEC, UL, CSA, CE
- Current Rating : 6A to 16A, AC-3 duty
- 1NO or 1NC inbuilt auxiliary contact
- Available in 3P & 4P version
- Available with AC(50/60Hz Dual frequency), DC & DC low consumption(6) coil options

Motor Power (kW)	Auxiliary Contacts	AC Control Reference	Unit MRP [₹]	
			F7 (110V)	M7 (220V)
3	1 NC	LC2K0601*	7010	7010
	1 NO	LC2K0610*	7010	7010
5.5	1 NC	LC2K0901*	7480	7480
	1 NO	LC2K0910*	7480	7480
7.5	1 NC	LC2K1201*	8046	8046
	1 NO	LC2K1210*	7710	7710
10	1 NC	LC2K1601*	10355	10355
	1 NO	LC2K1610*	8610	10355

For other coil voltage ratings contactors, please contact Customer Care.
* Reference to be completed by adding coil voltage code
(6) For current rating and ref please contact Customer Care

For details on non standard references, technical parameters, accessories, compatibility, stockable and non stockable status please contact Customer Care

☑ NORMAL STOCK ITEMS

W.E.F. January 17th, 2026

Accessories - K Model

Description	Mounting	Contacts	Reference	Unit MRP [₹]
Auxiliary contact block	Front	2NC	LA1KN02	1160
	Front	1NO + 1NC	LA1KN11 ☑	1060
	Front	2NO	LA1KN20	1160
	Front	4NC	LA1KN04	1785
	Front	1NO + 3NC	LA1KN13	1785
	Front	2NO + 2NC	LA1KN22 ☑	1785
	Front	3NO + 1NC	LA1KN31	1785
	Front	4NO	LA1KN40	1785

Description	Control Voltage	Range	Reference	Unit MRP [₹]
On Delay Electronic Timer	24..48 V AC/DC	1..30S	LA2KT2E	5845
	110..240 V AC	1..30S	LA2KT2U	5845

Description	Coil Voltage	Reference	Unit MRP [₹]
Surge Suppressor - RC Ciruit	220..250V AC	LA4KA1U*	1535
Surge Suppressor - Varistor	130..250V AC/DC	LA4KE1UG*	1535
Surge Suppressor - Varistor	50..129V AC/DC	LA4KE1FC*	1535

* Lot size 5
(1) Front mounted with common point changeover contact

For details on non standard references, technical parameters, accessories, compatibility, stockable and non stockable status please contact Customer Care

☑ NORMAL STOCK ITEMS

W.E.F. January 17th, 2026

TeSys Capacitor Duty Contactor

Capacitor Duty Contactor

Nominal Reactive Power 440V	Auxiliary Contacts	Reference	Unit MRP [₹]	
			F7 (110 V)	M7 (220V)
LC1-D•K - with Damping Resistors & Block of Early Make poles				
12.5 kVar	1NO + 2NC	LC1DFK*	7070	7070
16.7 kVar	1NO + 2NC	LC1DGK*	9930	9930
20 kVar	1 NO + 2 NC	LC1DLK	11155	-
25 kVar	1NO + 2NC	LC1DMK*	12235	12235
32 kVar	1 NO + 2NC	LC1DPK*	26655	26655
40 kVar	1NO + 2NC	LC1DTK*	36720	36720
60 kVar	1NO + 2NC	LC1DWK12*	41335	41335

For other coil voltage ratings contactors, please contact Customer Care.
* Reference to be completed by adding coil voltage code

Guide for the Design and Production of LV Power Factor Correction Cubicles

For complete information on selection of capacitor switching please refer to the TeSys catalogue

For details on non standard references, technical parameters, accessories, compatibility, stockable and non stockable status please contact Customer Care

NORMAL STOCK ITEMS

W.E.F. January 17th, 2026

TeSys Control
TeSys Deca

The next-generation TeSys Deca series motor starters offer a reliable and robust solution for a faster machine time-to-market. It has a new modern look & feel and is designed to meet the requirements of Electro domestic applications. Ease of operation and reliability is guaranteed with the new multi-standard screws. Digital customer experience is enhanced with a QR embedded from product to packaging.

TeSys Deca Control Contactors (AC & DC Control)

- Conformance to IEC, UL, CSA
- 5 inbuilt auxiliary contacts, in just 2 variants
- Available with AC (50/60Hz Dual frequency), DC & DC low consumption coil options
- High Operating ambient temperature upto 60 Deg C
- Inbuilt surge suppressor for DC & DC low consumption

No of Poles	AC Control Reference	Unit MRP [₹]				DC Control Reference [4]	Unit MRP [₹]		
		B7 (24V)	F7 (110V)	M7 (220V)	N7 (415V)		BD (24V)	FD (110V)	MD (220V)
3NO + 2NC	CAD32*	2485	2485	2485	2485	CAD32**	3575	3575	3575
5NO	CAD50*	2485	2485	2485	-	CAD50**	3575	3575	3575

No of Poles	DC low consumption Reference [1] [2] [3]	Unit MRP [₹]		
		BL (24V)	FL (110V)	ML (220V)
3NO + 2NC	CAD32***	4470	5360	7575
5NO	CAD50***	4470	5360	4470

For other coil voltage ratings contactors, please contact Customer Care.
* Reference to be completed by adding coil voltage code
(1) Compatible with PLC outputs
(2) Wide range coil (0.7...1.25Uc), suppressor fitted as standard
(3) 2 pole auxiliary block can be mounted

Power Contactors - Deca Model (3 Pole AC & DC Control)

- Conformance to IEC, UL, CSA
- Available with AC (50/60Hz Dual frequency), DC & DC low consumption coil options
- High Operating ambient temperature, no derating upto 60 Deg C
- Inbuilt 1NO + 1NC auxiliary contacts upto 150A
- High electrical and mechanical life
- Fuse-less Type 2 Co-ordination Charts available
- EverLink® terminal for 40, 50, 65 & 80A contactors
- Inbuilt surge suppressor in DC coil for 9-80A

[Ie] Rated Operational Current AC-1	AC-3 Duty			Auxiliary Contacts	AC Control Reference	Unit MRP [₹]		
	kW	HP	A			M7 (220V)	N7 (415V)	F7 (110V)
25	4	5.5	9	1 NO + 1 NC	LC1D09*	2475	2475	2475
25	5.5	7.5	12	1 NO + 1 NC	LC1D12*	2790	2790	2790
32	9	12.5	18	1 NO + 1 NC	LC1D18*	3235	3235	3235
40	11	15	25	1 NO + 1 NC	LC1D25*	4020	4020	4020
50	15	20	32	1 NO + 1 NC	LC1D32*	7820	7820	7820
50	18.5	25	38	1 NO + 1 NC	LC1D38*	11120	11120	11120
60	22	30	40	1 NO + 1 NC	LC1D40A*	11895	11895	11895
80	25	35	50	1 NO + 1 NC	LC1D50A*	15420	15420	15420
80	37	50	65	1 NO + 1 NC	LC1D65A*	21395	21395	21395
80	37	50	80	1 NO + 1 NC	LC1D80A	26745	26745	26745
125	45	60	80	1 NO + 1 NC	LC1D80*	33065	33065	33065
125	45	60	95	1 NO + 1 NC	LC1D95*	34440	34440	34440
250	59	80	115	1 NO + 1 NC	LC1D115*	48750	48750	48750
250	80	110	150	1 NO + 1 NC	LC1D150*	55905	55905	55905

For other coil voltage ratings contactors, please contact Customer Care.
* Reference to be completed by adding coil voltage code

For details on non standard references, technical parameters, accessories, compatibility, stockable and non stockable status please contact Customer Care

☑ NORMAL STOCK ITEMS

W.E.F. January 17th, 2026

TeSys Deca Power Contactors (3 Pole DC Low Consumption)

Now available upto 80A with the TeSys Deca Advanced Low Consumption offer

[Ie] Rated Operational Current AC1	Motor Power (Long Life) AC3			Auxiliary Contacts	Reference	Unit MRP [₹]	
	kW	HP	A			BL (24V)	EL (48V)
25	4	5.5	9	1 NO + 1 NC	LC1D09**** ☑	4315	4315
25	5.5	7.5	12	1 NO + 1 NC	LC1D12**** ☑	4830	4830
32	9	12.5	18	1 NO + 1 NC	LC1D18**** ☑	7380	7380
40	11	15	25	1 NO + 1 NC	LC1D25**** ☑	8990	8990
50	15	20	32	1 NO + 1 NC	LC1D32**** ☑	15380	15380

For other coil voltage ratings contactors, please contact Customer Care.
* Reference to be completed by adding coil voltage code

TeSys Deca Power Contactors (4 Pole AC & DC Control)

- Conformance to IEC, UL, CSA
- Available with AC (50/60Hz Dual frequency), DC & DC low consumption[(1)] coil options
- High Operating ambient temperature, no derating upto 60 deg C

[Ie] Rated Operational Current AC1	Poles Composotion	AC control Reference	Unit MRP [₹] M7 (220V)	DC control Reference	Unit MRP [₹]		
					BD (24V)	FD (110V)	MD (220V)
20	4NO	-	-	LC1DT20**	4735	4735	4735
	2NO+2NC	-	-	LC1D098**	5155	5155	5155
25	4NO	-	-	LC1DT25**	5690	5690	5690
	2NO+2NC	-	-	LC1D128**	7425	7425	7425
32	4NO	-	-	LC1DT32**	6250	10600	7495
	2NO+2NC	-	-	LC1D188**	8455	10120	8455
40	4NO	-	-	LC1DT40**	9800	9800	9800
	2NO+2NC	-	-	LC1D258**	12920	12920	12920
60	2NO+2NC	-	-	LP1D40008**	25775	30890	25775
80	2NO+2NC	-	-	LP1D65008**	34655	34655	-
125	4NO	-	-	LP1D80004**	37540	44975	-
	2NO+2NC	-	-	LP1D80008**	43310	51885	43310

Note: Please contact Customer Care for 4 Pole AC coil contactor details
(1) For current rating and ref please contact Customer Care
For other coil voltage ratings contactors, please contact Customer Care.
* Reference to be completed by adding coil voltage code

For details on non standard references, technical parameters, accessories, compatibility, stockable and non stockable status please contact Customer Care

☑ NORMAL STOCK ITEMS

W.E.F. January 17th, 2026

TeSys Control
Motor Switching Solutions with Fast and Reliable SNAP IN Connections up to 32 amp (AC-3/AC-3e)

Spring-type terminals are now upgraded to **SNAP IN** connections - delivering a more robust, reliable, and user-friendly solution!

TeSys Deca Power Contactors

It's so QUICK as one second

- Up to 92% time saving compared with other connection technology

TeSys Deca Control Contactors

TeSys Deca Motor Contactors SNAP IN Type

LC1D	09	A*
Power Contactor TeSys Deca series, 3P	**AC-3/AC-3e Rating** 09: 09 amp 12: 12 amp 18: 18 amp 25: 25 amp 32: 32 amp	**Main Terminal** 3: Spring ↓ Getting Replaced with **A: SNAP IN** NEW

CAD	32	A*
Control Contactor TeSys Deca series	**No. of Poles** 32 : 3NO+2NC 50 : 5NO	**Main Terminal** 3: Spring ↓ Getting Replaced with **A: SNAP IN** NEW

Note: * Reference to be completed by adding coil voltage code
For coil voltage ratings contactors, please contact the respective sales representative

For price details, please contact the respective sales representative.

Simplicity with just 1 click for 1 second

It's so EASY as one hole, one pusher, one click.

- No special tool skills needed.
- No wiring tool needed regardless of flexible, solid or fine-stranded conductors

Simplicity It's so EASY!

- The world's first self-explanatory clamping technology. One hole, one pusher, one click.
- Solid and flexible wires with or without cable end can be connected without any tools.

Simplicity It's so QUICK!

- Electrical connection under one second
- Up to 92% faster than traditional technologies

Reliability It's so SECURE!

- Your peace of mind with every connection through, a clearly audible click and the pusher moves forwards.

Scalability READY-TO-ROBOT!

- The first contactor suitable for fully automatic mounting and wiring.

Reliability General benefits

- Each connection has a testing point for diagnostics
- Maintenance-free clamping technology
- One-handed unwiring

Scalability Comprehensive solution!

- Up to 32 amp (AC-3/AC-3e) motor switching solution thanks to extensive accessories

Reliability from install to maintain

It's so SECURE

- Clear indication by a sound and visual feedback as confirmation to the electricians

Delivery status

The device is supplied with a preloaded spring. The switching status of the preloaded terminal point is indicated by the position of the pusher.

Wiring

The stripped wire can be easily and securely inserted into the terminal point without any further preparation.

Clamping

When the wire touches the ground contact of the terminal, the spring of the clamping point is released and shoots the terminal. This changes the position of the pusher and a clear 'click' can be heard.

Reliability benefits the whole customer journey

Testing

Measuring point of each connection

Ideal for final acceptance tests as well as maintenance & service

Operation

Maintenance-free clamping technology

Robust against vibrations and shocks

Maintenance

One-handed unwiring

First reset all pushers. Then all wires can then be removed without using any force.



TeSys Deca Advanced

The Revolutionary Electronic Coil Contactor

Complete range in 4 frame sizes:
09-12-18A
25-32-38A
40-50-65-80A
115-150A NEW

-80% — Up to 80% less energy consumption than a traditional electromechanical motor starter

10X Reduction in references — Few set of references covering the complete voltage range for AC and DC

→← -35% — Small in size & high current handling capacity

PLC Compatible — Direct connection to a PLC without the need for an interposing relay

SEMIF47 — High uptime thanks to wide band coil with high resistance to voltage surges/SEMIF47 conform

Scan to see TeSys Deca Advanced under voltage performance.

TeSys Control
Deca Advanced Contactors

Introduction

EverLink Connection [1] for main power robust connection throughout product lifetime

Wiring slot for control cable guidance

Front face A1 - A2 control circuit terminal

Built-in 1 NO + 1 NC auxiliary contact block

Unique QR code providing quick access to complete product data

TeSys Deca Advanced contactors

9…18 A

25…38 A

40…80 A

115…150 A

Power & switch
- 3 or 4 power poles
- 9 to 150 A (AC-3/AC-3e)
- 25 to 200 A (AC-1)
- Embedded 1 NO + 1 NC auxiliary contacts
- Patent EverLink main power terminals [1]

Efficient design
- Low consumption coils
- High rating within compact size
- Ready for IE3/IE4 high efficiency motor

Remote control
- 24V DC [2], 24…60 V, 48…130 V 100…250 V, 200…500 V AC/DC coils
- PLC direct control available [3]
- High resistance to voltage fluctuation
- Embedded surge suppressor

Standards & Certifications
- Multiple standards
- International certifications

(1) for LC1D40A…150A
(2) BBE coil for LC1D40A…80A for PLC direct input
(3) BNE coil for LC1D09…38, BBE coil for LC1D40 A…80A

TeSys Deca Advanced Contactors

LC1 **D** **09** **A(6)** **KUE**

Contactor

TeSys Deca Advanced series, 3P

AC3 Rating
09: 09 A
12: 12 A
18: 18 A
25: 25 A
32: 32 A
38: 38 A
40: 40 A
50: 50 A
65: 65 A
80: 66 A
115: 115 A NEW
150: 150 A NEW

Main Terminal
Blank: Screw
A: EverLink
+6: Lug

Coil voltage (AC/DC)
BBE(1): 24 V DC
BNE: 24…60 V AC/DC
EHE: 48…130 V AC/DC
KUE: 100…250 V AC/DC
LSE(2): 200…500 V AC/DC

(1) BBE only for LC1D40A…D80A
(2) LSE only for LC1D115A…D150A

LC1 **DT** **200** **A(6)** **KUE**

Contactor

TeSys Deca Advanced series, 4P

AC3 Rating
60: 60 A
80: 80 A
200: 200 A NEW

Main Terminal
A: EverLink
+6: Lug

Coil voltage (AC/DC)
BBE(3): 24 V DC
BNE: 24…60 V AC/DC
EHE: 48…130 V AC/DC
KUE: 100…250 V AC/DC
LSE(4): 200…500 V AC/DC

(3) BBE only for LC1DT60A…DT80A
(4) LSE only for LC1DT200A

TeSys Control
Deca Advanced Contactors

TeSys Deca Advanced Contactor (3 Pole AC/DC Universal Coil)

- Universal AC/DC coil from 24 - 250V
- Special low consumption offer from 40-80A
- Fuseless Type 2 Co-ordination charts available

The Revolutionary Electronic Coil Contactor

[Ie] Rated Operational Current AC1	AC3 Duty (Long Life)			Auxiliary Contacts	Reference	Unit MRP [₹]			
	kW	HP	A			BNE (24-60V AC/DC)	EHE (48-130V AC/DC)	KUE (100-250V AC/DC)	LSE (200-250V AC/DC)
25	4	5.5	9	1 NO + 1 NC	LC1D09	5304	5304	5125	-
25	5.5	7.5	12	1 NO + 1 NC	LC1D12	5315	5315	5315	-
32	9	12.5	18	1 NO + 1 NC	LC1D18	7010	7010	7254	-
40	11	15	25	1 NO + 1 NC	LC1D25	8370	8370	8370	-
50	15	20	32	1 NO + 1 NC	LC1D32	17005	17005	17005	-
50	18.5	25	38	1 NO + 1 NC	LC1D38	18350	21795	18350	-
60	22	30	40	1 NO + 1 NC	LC1D40A	19875	19875	19875	-
80	25	35	50	1 NO + 1 NC	LC1D50A	24945	24945	24945	-
80	37	50	65	1 NO + 1 NC	LC1D65A	28290	28290	28290	-
60	37	50	80	1 NO + 1 NC	LC1D80A	34335	34335	34335	-
80	22	30	40	1 NO + 1 NC	LC1D40A	19875	19875	19875	-
80	25	35	50	1 NO + 1 NC	LC1D50A	24945	24945	24945	-
80	37	50	65	1 NO + 1 NC	LC1D65A	28290	28290	28290	-
250	59	80	115	1 NO + 1 NC	LC1D115A NEW	44120	44665	45755	47110
250	80	110	150	1 NO + 1 NC	LC1D150A NEW	46915	48270	45455	49200

For other coil voltage ratings contactors, please contact Customer Care.
* Reference to be completed by adding coil voltage code

TeSys Deca Advanced Power Contactors (4 Pole AC & DC Control)

[Ie] Rated Operational Current AC-1	Poles Composotion	Auxiliary Contacts	AC & DC Control Reference	Unit MRP [₹]				
				BBE (24V DC only)	BNE (24-60V AC/DC)	EHE (48-130V AC/DC)	KUE (100-250V AC/DC)	LSE (200-250V AC/DC)
60	4NO	1NO + 1NC	LC1DT60A	19615	19615	19615	19615	-
80	4NO	1NO + 1NC	LC1DT80A	29260	29260	29260	29260	-
200	4NO	1NO + 1NC	LC1DT200A NEW	-	54875	58630	58215	61275

Coil Voltage Code

Type	Voltage	24-60V AC/DC	48-130V AC/DC	100-250V AC/DC	200-250V AC/DC
AC/DC*	LC1D09 - D38, LC1D40A - 80A, LC1DT60A - 80A	BNE	EHE	KUE	
	LC1D115A - 150A NEW	BNE	EHE	KUE	LSE
24V DC Low Consumption*	LC1D40A - 80A, LC1DT60A - 80A	BBE (24V DC only)	-	-	

For other coil voltage ratings contactors, please contact Customer Care.
* Reference to be completed by adding coil voltage code

Check the features of the TeSys Deca Advanced

For details on non standard references, technical parameters, accessories, compatibility, stockable and non stockable status please contact Customer Care

☑ NORMAL STOCK ITEMS

W.E.F. January 17th, 2026

Introduction

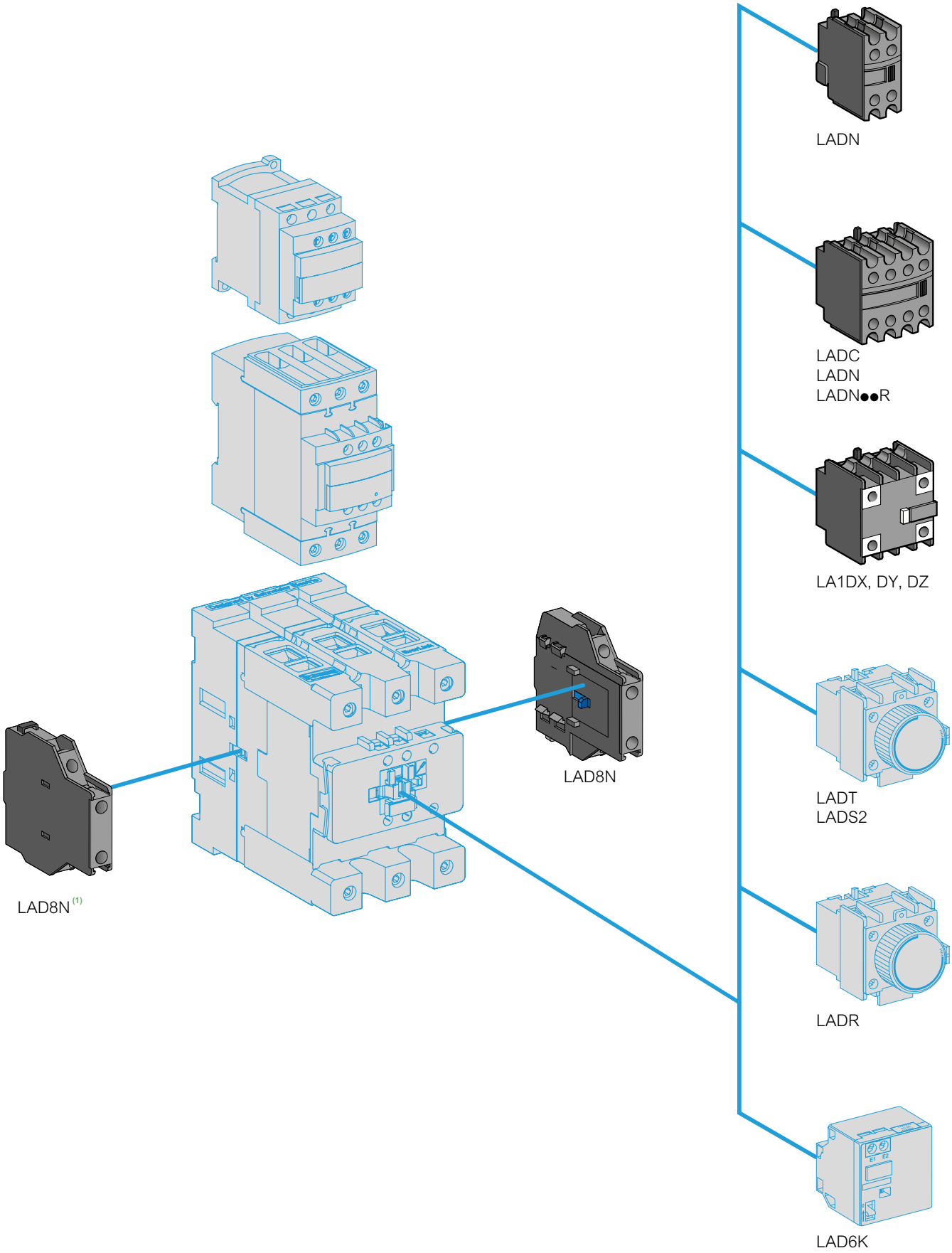

(1) No left side mounting on Deca Advanced contactors up to LC1D38.

TeSys Control
TeSys Deca

Description	For use with	Reference	Unit MRP [₹]
Power connection accessories			
Terminal block	For supply to one or more GV2 G busbar sets	GV1G09	3130
Set of 63A busbars for parallelling of contactors	2 contactors LC1D09…D18 or D25…D38	GV2G245	3065
	4 contactors LC1D09…D18 or D25…D38	GV2G445	4820
Set of 115A busbars for parallelling of contactors	2 contactors LC1D40A…D80A	GV3G264	5505
	3 contactors LC1D40A…D80A	GV3G364(1)	2940
Set of S-shape busbars	For circuit breakers GV3P** & GV3L** and contactors LC1 D40A…D65A	GV3S	2205

**Not applicable for GV3P/GV3L 73A and 80A

GV2G245

GV1G09

Description	For use with	Reference	Unit MRP [₹]
Mechanical interlock	LC1D09 to D38(1)	LAD9V2	1100
	LC1D40A to D65A(1)	LAD4CM	2235
	LC1D80 and D95 (for AC control voltage)	LA9D4002	4900
	LC1D80 and D95 (for DC control voltage)(2)	LA9D8002	7295
	LC1D115 and D150(2)	LA9D11502	7395

(1) With this set of busbars, any one contactor can be supplied directly by its EverLink® double cage power terminal block. The other two contactors are supplied by the busbar set. The 115A limitation is therefore applied to these two contactors.
(2) With electrical interlock

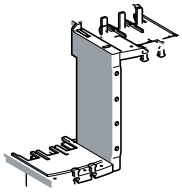
GV3S

Description	For use with	Reference	Unit MRP [₹]
Power Connection for Reversing			
Kit Comprising : 1. A set of parallel bars 2. A set of reverser bars.	LC1D09 to D38	LAD9V5	915
	LC1D09 to D38	LAD9V6	1145
	LC1D40A to D80A	LA9D65A69	4755
	LC1D80 and D95 (for AC control voltage)	LA9D8069	10180
	LC1D80 and D95 (for DC control voltage)	LA9D8069	10180
	LC1D115 and D150	LA9D11569	16935

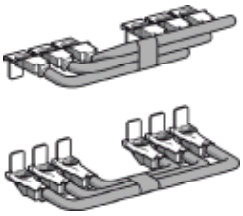
LA9 D8069

Description	For use with	Reference	Unit MRP [₹]
Reversing Kit			
Kit Comprising : 1. A mechanical interlock LAD 9V2 with electrical interlocking LAD 9V1 2. A set of power connections LAD 9V5 (parallel) and LAD 9V6 (reversing).	LC1D09 to D38	LAD9R1V	2285
Kit Comprising : 1. A mechanical interlock LAD 9V2 without electrical interlocking 2. A set of power connections LAD 9V5 (parallel) and LAD 9V6 (reversing).	LC1D09 to D38	LAD9R1	2295
Kit Comprising : 1. A mechanical interlock LAD 4CM 2. A set of power connections LA9 D65A69.	LC1D40A to D80A	LAD9R3	5430

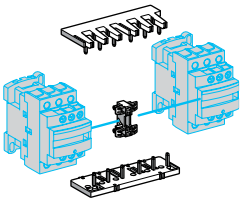
LAD9R1

Description	For use with	Reference	Unit MRP [₹]
Star Delta Kit			
Time delay contact block LAD S2 (LC1D09…D80), Power circuit connections (LC1D09…D80), Hardware required for fixing the contactors onto the mounting plate (LC1D80)	LC1D09 and D12	LAD91217	8590
	LC1D18 to D32	LAD93217	11045
	LC1D40A and D50A	LAD9SD3	22320
	LC1D80	LA9D8017	24785

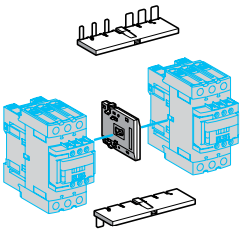
LAD9R3

Description	For use with	Reference	Unit MRP [₹]
EverLink® terminal block for independent mounting	LC1D40A to D80A	LAD96560	4130

LAD91217

LAD9SD3

LA9D8017

LAD96560

For details on non standard references, technical parameters, accessories, compatibility, stockable and non stockable status please contact Customer Care

☑ NORMAL STOCK ITEMS

W.E.F. January 17th, 2026

Description	Time Delay Range	Timer Type	Reference	Unit MRP [₹]
On delay timer(1) (2)	15...30 s	on delay	LA4DT2U	8335
On delay timer(1) (2)	0.1...2 s	on delay	LA4DT0U	8335
On delay timer(1) (2)	25...500 s	on delay	LA4DFB	7675
Relay interface module - 24V DC(1) (2)	-	-	LA4DT4U	9335

(1) For LC1 D09...38A (3P, AC coils only) add mounting adaptor LAD4BB and for LC1 D40A...65A (3P, AC coils only), add mounting adaptor LAD4BB3.
(2) For LC1D80...150 (3P), direct mounting, for 100-250V AC Coils only.

Description	For use with	Reference	Unit MRP [₹]				
			B (24V) (AC/DC)	E (42/48V) (AC/DC)	F (110/127V) (AC/DC)	M (220/240V) (AC/DC)	Q (380/415V) (AC/DC)
TeSys Deca Model Mechanical Latch Blocks							
Front, Clip-on	LC1D09...D38 (a or c) LC1DT20...DT40 (a or c) LC1D40A...D65A (3P a or c) LC1DT60A and DT80A (4P a or c)	LAD6K10*	10015	10015	10015	10015	-
	LC1D80...D150 (3P a) LC1D80 and D115 (3 P c) LC1D80 (4 P a) LC1D80 and D115 (4 P a) LP1D80 and LC1D115 (4 P c)	LA6DK20*	10450	11725	11725	16470	14160

* Reference to be completed by adding coil voltage code and recommended to check availability with Customer Care team

Spare Coils TeSys Deca Model

Product Compatibility	Reference
AC Coils	
CAD, LC1-D09...D38, DT20..40	LXD1*
LC1D40A, D50A, D65A & LC1DT60A, DT80A	LXD3*
D80 & D95 (3P & 4P)	LX1D6*
LC1-D115,D150	LX1D8*
DC Coils	
LC1-D80-D95	LX4D7**
LC1-D115, D150	LX4D8**

* Reference to be completed by adding coil voltage code and recommended to check availability with Customer Care team

Coil Voltage Code

Type	Voltage (V)	24	110	220	415
AC*	CAD, LC1-D09...D38, DT20..40, LC1 - D150, LC1D40A, D50A, D65A & LC1DT60A, DT80A, LC1D150 LC1D80, D95, D115	B7	F7	M7	N7

For details on non standard references, technical parameters, accessories, compatibility, stockable and non stockable status please contact Customer Care

☑ NORMAL STOCK ITEMS

W.E.F. January 17th, 2026

Accessories

Description	For use With	Contacts		Reference	Unit MRP [₹]
Add On Blocks					
Additional instantaneous auxiliarycontact blocks	LC1D09 ...LC1D150*	Front Mounted	1NO + 1NC	LADN11	735
		Front Mounted	2NO	LADN20 ☑	735
		Front Mounted	2NC	LADN02	1185
		Front Mounted	2NO + 2NC	LADN22 ☑	1340
		Front Mounted	4NC	LADN04	1960
		Front Mounted	4NO	LADN40 ☑	1340
		Front Mounted	1NO + 3NC	LADN13	1340
		Front Mounted	3NO + 1NC	LADN31 ☑	1340
	LC1D80..LC1D95	Front Mounted	1NO	LADN10	655
		Front Mounted	1NC	LADN01	655

Description		Contacts		Reference	Unit MRP [₹]
Add On Blocks					
Additional instantaneous auxiliary contact blocks	Side Mounted (1)	1NO + 1NC		LAD8N11	2815
	Side Mounted (1)	2NO		LAD8N20	2815
Pneumatic timer blocks front mounted	ON delay	1NO + 1NC	0.1..3s	LADT0	5315
	ON delay	1NO + 1NC	0.1..30s	LADT2	5315
	ON delay	1NO + 1NC	10..180s	LADT4	5315
	ON delay	1NO + 1NC	1..30s (2)	LADS2 ☑	5665
	OFF delay	1NO + 1NC	0.1 ..3s	LADR0	5315
	OFF delay	1NO + 1NC	0.1 ..30s	LADR2 ☑	5315
	OFF delay	1NO + 1NC	10..180s	LADR4	5315

(1) Suitable for mounting on TeSys Deca range AC Coil Contactors and Control Relays only
(2) With Switching time of 40 ms between opening of the NC contact and closing of the NO contact recommended for Star - Delta Starters

Accessories compatibility

Contactors			Instantaneous Auxiliary Contacts					Time delay Front Mounted
					Front mounted			
Type	Number of Poles and Size		Side mounted		1 contact	2 contact	4 contacts	
AC & AC/DC	3P	LC1D09...D38	1 on LH side	and	-	1	or 1	or 1
AC & AC/DC	3P	LC1D40A...D80A	1 on LH or 1 on RH side	and	-	1	or 1	or 1
AC & AC/DC	3P	LC1D80 and D95A (50/60 Hz)	1 on each side	or	2	and 1	or 1	or 1
AC & AC/DC	3P	LC1D80 and D95A (50 or 60 Hz)	1 on each side	and	2	and 2	or 1	or 1
AC & AC/DC	3P	LC1D115 and D150	1 on LH side	and	-	1	or 1	or 1
AC & AC/DC	4P	LC1DT20...DT40	1 on LH side	and	-	1	or 1	or 1
AC & AC/DC	4P	LC1DT60A and DT80A	1 on LH or 1 on RH side	and	-	1	or 1	or 1
AC & AC/DC	4P	LC1D40008, D65008 and D80	1 on each side	or	1	or 1	or 1	or 1
AC & AC/DC	4P	LC1D115	1 on each side	and	1	or 1	or 1	or 1
DC	3P	LC1D09...D38	–		-	1	or 1	or 1
DC	3P	LC1D40A...D80A	–		-	1	or 1	or 1
DC	3P	LC1D80 and D95	–		1	or 1	or 1	or 1
DC	3P	LC1D115 and D150	1 on LH side	and	-	1	or 1	or 1
DC	4P	LC1DT20...DT40	–		-	1	or 1	or 1
DC	4P	LC1DT60A and DT80A	–		-	1	or 1	or 1
DC	4P	LC1D40008, D65008 and D80	–		2	and 1	or 1	or 1
DC	4P	LC1D115	1 on each side		-	and 1	or 1	or 1
LC (3)	3P	LC1D09...D38	–		-	1	-	–
LC (3)	3P	LC1DT20...DT40	–		-	1	-	–

(3) LC : Low consumption

For details on non standard references, technical parameters, accessories, compatibility, stockable and non stockable status please contact Customer Care

☑ NORMAL STOCK ITEMS

W.E.F. January 17th, 2026

Accessories

Description	For use with	Reference	Unit MRP [₹]
For Contactor D115/150			
Contacts set - 3P	LC1D115	LA5D1158031	32800
Contacts set - 3P	LC1D150	LA5D150803	34005
Contacts set - 4P	LC1D1150046	LA5D115804	45210

Product Compatibility	Fixing	Control Circuit Voltage	Suppressor Type	Reference	Unit MRP [₹]
Coil Suppressor Modules					
LC1D12...D25 (4P)	Screw	110...240V AC	RC Circuit AC	LA4DA1U	2570
	Screw	12...250V DC	Diode DC	LA4DC1U	2880
LC1D09...D38, LC2D09...D38, LC1DT20...DT40, LC2DT20...DT40 (3P)	Screw	24...48V AC	Varistor AC/DC	LAD4VE	2495
	Screw	24...48V AC 400Hz	RC Circuit AC	LAD4RCE	2495
	Screw	50...127V AC 200Hz	RC Circuit AC	LAD4RCG	2250
CAD	Screw	110...240V AC 100Hz	RC Circuit AC	LAD4RCU ☑	2495
	Screw	110….250V AC	Varistor AC/DC	LAD4VU	2495
LC1D80, LC1D95, LC2D80, LC2D95 (3P) LC2D80 (4P), LC1D40008, LC1D65008	Screw	24...250V DC	Diode DC	LA4DC3U	2570
	Screw	110...250V AC	Varistor AC/DC	LA4DE2U	2455
	Screw	24...48V AC 400Hz	RC Circuit AC	LA4DA2E	2455
	Screw	50...127V AC 200Hz	RC Circuit AC	LA4DA2G	3875
	Screw	110...240V AC 100Hz	RC Circuit AC	LA4DA2U	2570
	Screw	380...415V AC 150Hz	RC Circuit AC	LA4DA2N	3875
	Screw	24...48V DC	Varistor AC/DC	LA4DE3E	2570

For details on non standard references, technical parameters, accessories, compatibility, stockable and non stockable status please contact Customer Care

☑ NORMAL STOCK ITEMS

W.E.F. January 17th, 2026

Accessories

TeSys Deca auxiliary contact blocks for use in harsh industrial environment

Product references: coding principle

LA	D	N	22	R
Accessory	TeSys Deca		Type: 11: 1NO + 1NC; 20: 2NO; 40: 4NO; 31: 3NO + 1NC; 22: 2NO + 2NC	Reliability PRO

Note: There are differences in NO/NC position between LADN●●R and LADN●●. Please refer to page A1/42 for wiring diagram details.
This auxiliary module only supports the installation on contactors with standard power consumption.

Product core values

Dustproof, Ultra-fine grain silver contacts, Improved Reliability, 17 V/1 mA

New upgrade, with innovative design

20% stability increased on contacts
Improves contact reliability between mobile and static contacts

Fully sealed design benefits on reduced dust access
Comprehensive blocking of dust and external pollution

5X granularity refinement on silver alloy
Innovative binary alloy refinement process provides precise conduction for each operation

10^{-8} level on reliability
Capacity 17 V/1 mA

Target industries and applications

- For elevator, textile machinery and other harsh industrial applications
- For low voltage and low current high sensitive applications

Product variants:

LADN11R

LADN20R

LADN22R

LADN31R

LADN40R

LADN••R for harsh environment 17 V/1 mA

Description	Reference	Unit MRP [₹]
Auxiliary module 1NO +1NC, screw terminals	LADN11R	1190
Auxiliary module 2NO, screw terminals	LADN20R	1205
Auxiliary module 2NO + 2NC, screw terminals	LADN22R	1425
Auxiliary module 3NO + 1NC, screw terminals	LADN31R	1425
Auxiliary module 4NO, screw terminals	LADN40R	1440

For details on non standard references, technical parameters, accessories, compatibility, stockable and non stockable status please contact Customer Care

☑ NORMAL STOCK ITEMS

W.E.F. January 17th, 2026

TeSys Control
TeSys Deca

Modular marking system simplifies identification of standard contactors in the control panel to enhance visibility of the safety chain

Simple, customisable modular marking sytem

Standard TeSys Deca contactors

Easy-to-attach covers:

Auxiliary blocks with safety chain identification also available for more contact points:

Standard TeSys Ultra motor starters

Translucent labels to identify safety-chain devices:

Flexibility to customise contactors included in the safety chain during panel building

Simpler and faster maintenance with 100% visibility

Safety covers and auxiliary blocks prevent screwdriver contact with poles

Complete safety-chain identification system

TeSys Deca range

Retrofit contactor safety covers

LAD9ET1S
9A upto 65A

LAD9ET3S
80A to 95A

LAD9ET4S
110A to 150A

Also available for CAD32/CAD50

TeSys Ultra range

Auxiliary contact block

LADN22S
2NO + 2NC

Retrofit identification label

LU9ET1S

Built in Safety

TeSys Ultra motor starters are certified according to IEC 60947-4-1 for safety applicarions thanks to integrated mirror contact

Description	For use with	Reference	Unit MRP [₹]
Red Cover (For safety chain indication)	LC1D09…D65A and DT20 .. DT80A	LAD9ET1S	1055
Auxiliary Contact block with red front face- for safety chain indication	2NO + 2NC	LADN22S	1510

For details on non standard references, technical parameters, accessories, compatibility, stockable and non stockable status please contact Customer Care

☑ NORMAL STOCK ITEMS

W.E.F. January 17th, 2026

TeSys Giga - Future Ready

A New Generation Series with Digital Innovation

TeSys Giga is new range of high-power contactors that supports industry requirements with process performance monitoring through data networks and online expert services.

Optimized Predictive Maintenance through-

- Continuous local and remote monitoring of contact wear
- Replaceable contacts (when necessary), facilitated by diagnostic visual indicator.

Unique Design-

- Innovative design and feature with compact size
- Ergonomic design & Flexibility in connections.
- Embedded auxiliary contact blocks
- Wideband electronic coils

se.com/in/TeSys

TeSys Control
TeSys Giga

TeSys Giga High Power Contactors
Both “Standard” & “Advanced” versions availablein 3 sizes, covering several ratings

Standard Version

Power & control
- 3 or 4 power poles
- 115 to 800A (AC-3)
- 200 to 1050A (AC-1)
- Embedded 1 NO + 1 NC auxiliary contacts
- Push-in type terminals for coils & control

Remote control
- 48-130V, 100-250V AC/ DC coils
- Wide voltage range coils (direct coil control)
- Embedded surge-suppressor

Diagnostic
- Embedded wear diagnostic
- Embedded control voltages diagnostic
- Self diagnosis function
- Local alarm signaling (LED)

Advanced Version

Advanced diagnostic features along with standard version -

Diagnostic
- Remote wear diagnostic signaling kit (accessory)

Mounting
- Cable memory’ adapter enables maintenance without
- removing power cables and busbar connections.

Remote control
- 24-48 V, 200-500 V AC/ DC coils
- Digital control input (PLC output digital coil control

- Interlock location, with knock-out cover
- On/Off switch for PLC input
- Push-in type control terminals enabling quick wiring and assembly
- Diagnosis LED for contact wear & voltage abnormality
- Built-in 1 NO + 1 NC auxiliary contact block
- Unique QR code providing quick access to complete product data
- Mechanical indicator for contactor open and closed status

TeSys Control
TeSys Giga

Quick & Easy Replacement of 3P TeSys F with TeSys Giga Contactors with Retrofit Bases

LA9GRFB1

LA9GRFB2

LA9GRFB3

Description	Reference	Unit MRP [₹]
Substitutes LC1F115-225 with LC1G115-225	LA9GRFB1	7255
Substitutes LC1F265-500 with LC1G265-500	LA9GRFB2	8310
Substitutes LC1F630-800 with LC1G630-800	LA9GRFB3	16065

- Suitable for **3 pole contactors only**
- The bases come in two frame sizes.
- Upgrade your system with the new range of contactors in just 3 simple steps:

1

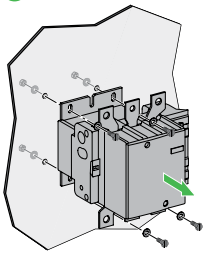
Remove TeSys F contactor

2

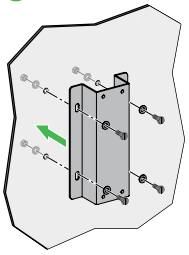
Install Retrofit base

3

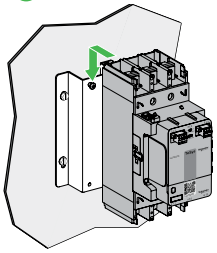
Mount TeSys Giga Contactor on Retrofit base

TeSys Giga Power Contactors (3 Pole AC/DC)

[Ie] Rated Operational Current AC-1	Motor Power (Long Life) AC-3		Standard version Reference	Unit MRP [₹]	
	kW (@415V)	A		EHEN (48-130 V)	KUEN (100-250 V)
250	55	115	LC1G115****	38370	39685
275	75	150	LC1G150****	50610	50610
305	90	185	LC1G185****	62720	62720
330	110	225	LC1G225****	67490	67490
385	132	265	LC1G265****	82955	82955
440	160	330	LC1G330****	100310	100310
550	200	400	LC1G400****	121235	121235
700	250	500	LC1G500****	168185	168185
1050	375	630	LC1G630****	259725	259725
1050	450	800	LC1G800****	315495	315495

TeSys Giga Power Contactors (4 Pole AC/DC)

[Ie] Rated Operational Current AC-1	Power Pole Composition	Standard version Reference	Unit MRP [₹]	
			EHEN (48-130 V)	KUEN (100-250 V)
250	4 NO	LC1G1154****	65275	65275
275	4 NO	LC1G1504****	77665	77665
305	4 NO	LC1G1854****	97045	97045
330	4 NO	LC1G2254****	113995	113995
385	4 NO	LC1G2654****	127450	127450
440	4 NO	LC1G3304****	148320	148320
550	4 NO	LC1G4004****	184330	184330
700	4 NO	LC1G5004****	271650	271650
1050	4 NO	LC1G6304****	312390	312390
1050	4 NO	LC1G8004****	374860	374860

Note:
For ordering advanced version replace **N** with **A** in refrence as EHE**N**/KUE**N** ➡ EHE**A**/KUE**A** respectively.
Example: LC1G1154 EHE**N** ➡ LC1G1154 EHE**A**.
For other coil voltage ratings contactors, please contact Customer Care.
* Reference to be completed by adding coil voltage code

For details on non standard references, technical parameters, accessories, compatibility, stockable and non stockable status please contact Customer Care

☑ NORMAL STOCK ITEMS

W.E.F. January 17th, 2026

Giga High power contactors – Power wiring accessories
Product references

Power Terminals
Spreader Kits

Description	Suitable for	Compatible with Contactors	Increase of Pole Pitch	Quantity Set of	Reference	Unit MRP [₹]
Spreader kits	3P	LC1G115...LC1G225	35 to 45 mm	3	LA9G3611	6855
	3P	LC1G265...LC1G500	45 to 70 mm	3	LA9G3612	6855
	4P	LC1G115...LC1G225	35 to 45 mm	4	LA9G4611	8570
	4P	LC1G265...LC1G500	45 to 70 mm	4	LA9G4612	8570

Terminal extensions for larger power connections

Description	Suitable for	Compatible with Contactors	Power Connection Size	Quantity Set of	Reference	Unit MRP [₹]
Terminal connections	3P	LC1G400...LC1G500	50 mm width	3	LA9G3613	8570
	3P	LC1G630...LC1G800	80 mm width	3	LA9G3614	45700
	4P	LC1G400...LC1G500	50 mm width	4	LA9G4613	10280
	4P	LC1G630...LC1G800	80 mm width	4	LA9G4614	67005

Power Terminal Aaccessories
Phase Separators

Description	Suitable for	Compatible with Contactors	Quantity Set of	Reference	Unit MRP [₹]
Phase separators (1)	3P	LC1G115...LC1G800	2	LA9G3801	1710
	4P	LC1G115...LC1G800	3	LA9G4801	2140
	3P – with 50/80 mm spreaders	LC1G400...LC1G800	2	LA9G3803 (2)	1725
	4P – with 50/80 mm spreaders	LC1G400...LC1G800	3	LA9G4803 (3)	2140

(1) Either phase separators or terminal shrouds can only be mounted. Phase separators or terminal shrouds are mandatory for operational voltage, Ue ≥ 690 V.
(2) To be used with LA9G3613 and LA9G3614.
(3) To be used with LA9G4613 and LA9G4614.

Accessories

Description	Terminal Type	Position	Contacts	Reference	Unit MRP [₹]
Add On Blocks	**Push In**				
Auxillary contact module	1st left or 1st right	Side Mounted (1)	1 NO+1NC	LAG8N113P	1840
	1st left or 1st right	Side Mounted	2 NO	LAG8N203P	2375
	2nd left or right	Side Mounted	1 NO+1NC	LAG8N113	1840
	2nd left or right	Side Mounted	2 NO	LAG8N203	2375

(1) Always supplied with TeSys Giga LC1G contactors, fitted to the right side lateral face.

Accessories

For Use With Contactor	Reference	Unit MRP [₹]
Mechanical interlock between contactors (1)		
Between Identical contactor frames	LA9G970	3340
Between LC1G(265-500) and LC1G(185-225)	LA9G971	3340
LC1G630 to LC1G800 and LC1G265 to LC1G500	LA9G972	On Request*

(1) Maximum 3 auxiliary contacts can be installed between 2 contactors with mechanical interlock kit.

Spare Control Module

- Wide band electronic control
- 24 V...500 V 50/60 Hz or DC control input
- Advanced and standard versions
- Accessible from the front for easy and quick replacement

Pole Composition	Control modules for Standard contactors	Reference	Unit MRP [₹] EHEN (48-130V)	Unit MRP [₹] KUEN (100-250V)
3-Pole	LC1G115…LC1G225	LX1G3Q*	On Request	On Request
3-Pole	LC1G265…LC1G330	LX1G3R*	On Request	On Request
3-Pole	LC1G400…LC1G500	LX1G3S*	On Request	On Request
3-Pole	LC1G630…LC1G800	LX1G3T*	On Request	On Request
4-Pole	LC1G115…LC1G225	LX1G3Q*	On Request	On Request
4-Pole	LC1G265…LC1G330	LX1G3R*	On Request	On Request
4-Pole	LC1G400…LC1G500	LX1G3S*	On Request	On Request
4-Pole	LC1G630…LC1G800	LX1G3T*	On Request	On Request

For other coil voltage ratings regarding above, please contact Schneider Electric customer care.
* Reference to be completed by adding coil voltage code

TeSys Protection Range

TeSys has the most rugged and reliable solution to manage motors
Please find a quick range overview below

	TeSys Power	TeSys Protect			TeSys Active		
Feature	Motor Protection Circuit Breakers	Overload Relays		Multi function Relays			
TeSys Range of Products	GV2P, GV4P GV3P, GV2ME	LR2K, LRD, LR9D, LR9F		LR9G	EOCR	TeSys Ultra	TeSys Tera	TeSys Island
	GV2P GV3P GV2ME	LR2K LR9D LRD LR9F	LR9G	EOCR	TeSys Ultra	TeSys Tera	TeSys Island
Short circuit								
Causes of overheating								
Slight overload								
Locked rotor								
Ventilation fault With probes								With Probes
Abnormal temperature rise								With Probes
Shaft bearing seizure								
Insulation fault					With CBCT			
Long starting time Adjustable					Adjustable	Adjustable		Adjustable
Heavy duty		LR9D only						
Voltage variation (Derived)								
Causes of phase variation								
Phase reversal								
Phase losses								
Phase imbalance								
Earth fault								
Historic fault, Pre-Alarming				Possible Pre alarm				

Protection Relays for Motor Safety

Providing motor safety tailored to your needs

se.com/in/TeSys

TeSys Protect

TeSys K, TeSys Deca, TeSys F, TeSys Giga

Thermal Overload Relays - Tesys K Series (Direct Mounting)

- Conformance to IEC, UL, CSA, CE
- Range : 0.1A to 16A
- Direct & Independent mounting
- Trip class 10A

Thermal Protection Adjustment	For Use With	For Use With	Unit MRP [₹]
0.11...0.16	LC1K, LP1K, LP4K, LP2K, LC2K	LR2K0301	3275
0.16...0.23		LR2K0302	3275
0.23...0.36		LR2K0303	3275
0.36...0.54		LR2K0304	3275
0.54...0.8		LR2K0305	3275
0.8...1.2		LR2K0306	3275
1.2...1.8		LR2K0307	3275
1.8...2.6		LR2K0308	3275
2.6...3.7		LR2K0310	3275
3.7...5.5		LR2K0312	3275
5.5...8		LR2K0314	3275
8...11.5		LR2K0316	3275
10...14		LR2K0321	3390
12...16		LR2K0322	3390

***Note:** Terminal Block for Clip-on Mounting LA7K0064

Thermal Overload Relays - TeSys Deca Series

- Conformance to IEC, UL, CSA
- Range : 0.1A to 104A
- Higher operating temperature
- Tripping class 10A & 20 available
- Direct mounting on contactor is possible upto 95A

Thermal Protection Adjustment Range	For Use With	Reference*	Unit MRP [₹]
LRD Model (Direct Mounting)			
0.1...0.16	GV2L03, LE03, LC1D09...LC1D38	LRD01	3285
0.16...0.25		LRD02	3285
0.25...0.4		LRD03	3285
0.4...0.63		LRD04	3285
0.63...1		LRD05 ☑	3285
1...1.6		LRD06 ☑	3285
1.6...2.5		LRD07 ☑	3285
2.5...4		LRD08 ☑	3285
4...6		LRD10 ☑	3285
5.5...8		LRD12 ☑	3285
7...10		LRD14 ☑	3685
9...13		LRD16 ☑	3685
12...18		LRD21 ☑	3795
16...24	GV2L22, LC1D25...D38	LRD22 ☑	3800
23...32	LC1D25...LC1D38, LC1D32	LRD32 ☑	6100
30...38	LC1D32, LC1D38	LRD35	6100
23...32	LC1D40A...D65a	LRD332	6760
23...32	LC1D80...LC1D95	LRD3353	6760
30...40	LC1D40A...D65a	LRD340	6760
30...40	LC1D80...LC1D95	LRD3355	6760
37...50	LC1D40A...D65a	LRD350 ☑	9265
37...50	LC1D80...LC1D95	LRD3357	11080
48...65	LC1D40A...D65a	LRD365	11885
62…80	LC1D80A	LRD380	12400
48...65	LC1D80...LC1D95	LRD3359	11885
63...80	LC1D80...LC1D95	LRD3363	12900
80...104	LC1D80, LC1D95	LRD3365	15925

Electronic Overload Relay - TeSys Deca Series



- Conformance to IEC, UL, CSA
- Range : 0.1A to 32A
- 5:1 Adjustment range
- High Operating Temperature
- Field selectable tripping class : 5,10, 20 & 30
- Type 1 & Type 2 Co-ordination chart available

Current Range	For Use With	Reference*	Unit MRP [₹]
0.1....0.5	LC1D09 - 38A Direct Mounting	LR9D01	14905
0.4....2.0		LR9D02	15300
1.6....8.0		LR9D08	15300
6.4....32		LR9D32	17125

***Note:** For LR9D01 to LR9D32 - Terminal Block for Clip on Mounting LAD7B205.

Electronic Overload Relay - TeSys Giga Series

- Wide range of protection with only 4 references (28A to 630A)
- Switchable protection against ground fault and phase imbalance
- ON status and overload alarm signaling by LED
- Direct mouting of relay with contactors saving in panel space and installation time
- Selectable Trip class from 5E to class 30E to suit different application needs

Thermal Protection Adjustment Range	Reference	Unit MRP [₹]
28…115 A	LR9G115	26570
57…225 A	LR9G225	31000
125…500 A	LR9G500	36460
160…630 A	LR9G630*	on request

Separate Components for Relays

Description	For Use With	Reference	Unit MRP [₹]
Terminal block for clip-on mounting on 35 mm DIN Rail or screw fixing; for fixing centres	LRD01…35 & LR3D02…D35	LAD7B106	1555
	LRD33●●, LR3D33●●, LR2D35●●, LR3D35●●	LA7D3064	4910
EverLink® terminal block for independent mounting	LRD3●●, LRD3●●L & LR3D3●●	LAD96560	4130

***Note:**
- The LRD relays can be used for AC or DC current up to 104A
- For long starting, Class 20 relays are available on request.
- Device for remote tripping and electrical reset is available on request.

For details on non standard references, technical parameters, accessories, compatibility, stockable and non stockable status please contact Customer Care

☑ NORMAL STOCK ITEMS

W.E.F. January 17th, 2026

- Reduced downtime
- Quick restoration
- Operational Safety
- Power Quality management

Electronic Overcurrent Relays

Digital EOCR

Protection

- Over Current-Definite & Inverse Time
- Under Current
- Phase Loss
- Phase Reversal
- Stall
- Jam
- Imbalance
- Earth Fault*

Diagnostic

- Trip Cause
- Fault History-3 Faults (Cause & Current Value)

Measurement

- Load Current
- Ground Current*
- Running Hours
- Load Current Bar Graph
- i-THD (Current Harmonic Distortion)

Other Features

- Modbus Communication*
- 4-20 mA output for Motor Current*
- Pre-Alarm Contact
- Suitable for 1Φ & 3Φ Motors
- Suitable for Low Frequency VFD Operation (10-100Hz)
- Available with Type-2

Analog EOCR

Protection

- Over current
- Phase loss
- Locked rotor

Other Features

- Easy installation, with DIN Rail and Panel Mounting compatibility
- Trip cause display
- Manual/Electrical reset
- Testing Provision through Test Button
- Suitable for 1Φ & 3Φ Motors

* In selected models

se.com/in

TeSys Protect
EOCR

Digital EOCR

Digital EOCR Without Communication Current Range=0.5A-80A Control Voltage=100VAC-220VAC*					
Description	Display	Bottom Hole		Window Hole	
		Reference	Unit MRP [₹]	Reference	Unit MRP [₹]
Without Ground Fault Protection	Inbuilt	3DM2-WRD**U**HZ	28205	3DM2-WRD**U**WZ	28205
	Extended**	FDM2-WRD**U**HZ	30500	FDM2-WRD**U**WZ	30500
GF Protection with external CT	Inbuilt	3MZ2-WRA**U**HZ	28580	3MZ2-WRA**U**WZ	28580
	Inbuilt	3MZ2-WRC**U**HZ	28580	3MZ2-WRC**U**WZ	28580
	Extended**	FMZ2-WRA**U**HZ	34320	FMZ2-WRA**U**WZ	34320
	Extended**	FMZ2-WRC**U**HZ	34320	FMZ2-WRC**U**WZ	34320
GF Protection with inbuilt CT	Inbuilt	3BZ2-WRA**U**HZ	41495		
	Inbuilt	3BZ2-WRC**U**HZ	41495		
	Extended**	FBZ2-WRA**U**HZ	42160		
	Extended**	FBZ2-WRC**U**HZ	42160		

Digital EOCR with Modbus Communication Current Range=0.5A-80A Control Voltage=100VAC-220VAC*					
Description	Display	Bottom Hole		Window Hole	
		Reference	Unit MRP [₹]	Reference	Unit MRP [₹]
Without Ground Fault Protection	Inbuilt	I3DM-WRD**U**HZ	45315	I3DM-WRD**U**WZ	45315
	Extended**	IFDM-WRD**U**HZ	45610	IFDM-WRD**U**WZ	45610
GF Protection with external CT	Inbuilt	I3MZ-WRA**U**HZ	48190	I3MZ-WRA**U**WZ	48190
	Inbuilt	I3MZ-WRC**U**HZ	48190	I3MZ-WRC**U**WZ	48190
	Extended**	IFMZ-WRA**U**HZ	54585	IFMZ-WRA**U**WZ	54585
	Extended**	IFMZ-WRC**U**HZ	54585	IFMZ-WRC**U**WZ	54585
GF Protection with inbuilt CT	Inbuilt	I3BZ-WRA**U**HZ	55840		
	Inbuilt	I3BZ-WRC**U**HZ	55840		
	Extended**	IFBZ-WRA**U**HZ	56130		
	Extended**	IFBZ-WRC**U**HZ	56130		

* Replace **U** with B in above reference for Controil Voltage =24 V DC
** Cable need to be purchased seperately
Contact Customer Care for 4-20mA Output EOCR references & prices

EOCR Accessories

Cable for Exended Display			
	Description	Reference	Unit MRP [₹]
	CABLE-RJ45 1 Meter	CABLE-RJ45-001	3285
	CABLE-RJ45 3 Meter	CABLE-RJ45-003	4290

ZCT - Ground Fault Protection			
	Description	Reference	Unit MRP [₹]
	ZCT 35 M/M	ZCT-035-Z	9020
	ZCT 80 M/M	ZCT-080-Z	12150
	ZCT 120 M/M	ZCT-120-Z	19985

External CT for range extension up to 400A				
	Current Range	CT Ratio	Reference	Unit MRP [₹]
	100A	100:5	3CT-H1-100-Z	7180
	150A	150:5	3CT-HH-150-Z	8890
	200A	200:5	3CT-H2-200-Z	9900
	300A	300:5	3CT-H3-300-Z	10330
	400A	400:5	3CT-H4-400-Z	12150

Spare Display			
	Description	Reference	Unit MRP [₹]
	EOCR-PDMZ Display	EOCR-PDMZ	12890

For details on non standard references, technical parameters, accessories, compatibility, stockable and non stockable status please contact Customer Care

☑ NORMAL STOCK ITEMS

W.E.F. January 17th, 2026

TeSys Protect
Analog EOCR

EOCR SS

- Without Display

Analog ECOR without Display			
Current Range (A)	Control Voltage	Reference	Unit MRP [₹]
0.5-6	24-240V AC/DC	EOCRSS-05S	8940
0.5-6	380-440V AC	EOCRSS-05W	7320
3-30	24-240V AC/DC	EOCRSS-30S	8940
3-30	380-440V AC	EOCRSS-30W	7320
5-60	24-240V AC/DC	EOCRSS-60S	8940
5-60	380-440V AC	EOCRSS-60W	7320

Note: 2 SPST output contacts
For 60A or higher, combine 05T Type and an external CT (secondary 5A) for use

EOCR SSD

- With Display (Operating Current & Trip Cause)

Analog ECOR with Display			
Current Range (A)	Control Voltage	Reference	Unit MRP [₹]
0.5-6	24-240V AC/DC	EOCRSSD-05S	13370
0.5-6	380-440V AC	EOCRSSD-05W	16465
3-30	24-240V AC/DC	EOCRSSD-30S	13370
3-30	380-440V AC	EOCRSSD-30W	14270
10-60	24-240V AC/DC	EOCRSSD-60S	13370
10-60	380-440V AC	EOCRSSD-60W	14270

Note: 2 SPST output contacts
For 60A or higher, combine 05T Type and an external CT (secondary 5A) for use

TeSys Power

Circuit breakers for motor protection and control

TeSys Deca and TeSys Giga Circuit Breakers provide compact, reliable and efficient solutions:

- Isolation
- Protection against short circuits and overloads
- Conforming to global standards.(IEC/EN/UL/CSA)

se.com/in/TeSys

TeSys Power
Circuit Breakers for Motor Protection

Magnetic Circuit Breaker

- Conformance to IEC 60947 -1,-2,-4
- Magnetic circuit breakers range from 0.1-80 Amps
- High Breaking capacity up to 100kA
- Wide range of accessories

Breaking Capacity at 50Hz 690V	Breaking Capacity at 50Hz 500V	Magnetic Protection Rating (A)	Reference	Unit MRP [₹]
With Rocker Lever Control (Economy)*				
100 kA	100 kA	0.4	GV2LE03	7035
		0.63	GV2LE04	7035
		1	GV2LE05	7035
		1.6	GV2LE06	7035
3 kA	100 kA	2.5	GV2LE07	7035
		4	GV2LE08	7035
3 kA	50 kA	6.3	GV2LE10	7035
	10 kA	10	GV2LE14	7035
3 kA	6 kA	14	GV2LE16	7035
		18	GV2LE20	8170
3 kA	4 kA	25	GV2LE22	8170
		32	GV2LE32	13880
With Rotary Handle Control*				
100 kA	100 kA	0.4	GV2L03	8075
		0.63	GV2L04	8075
		1	GV2L05	8075
4 kA	100 kA	1.6	GV2L06	8075
		2.5	GV2L07	8075
		4	GV2L08	8075
		6.3	GV2L10	8075
4 kA	10 kA	10	GV2L14	8075
		14	GV2L16	8075
		18	GV2L20	8075
		25	GV2L22	8075
		32	GV2L32	8075
6 kA	12 kA	40	GV3L40	22880
		50	GV3L50	23420
		65	GV3L65	23930
		73	GV3L73	27055

Breaking Capacity at 415V 50Hz	Motor Power AC-3** kW	Motor Power AC-3** HP	Thermal Protection Adjustment Range	Reference	Unit MRP [₹]
With Toggle Control					
50 kA	75	101	150	C16N3MA150	On Request
	110	147	220	C25N3MA220	On Request
	160	214	320	C40N31M320	On Request
	200	268	500	C63N31M500	On Request

Thermal Magnetic Circuit Breaker

- Conformance to IEC 60947 -1,-2,-4, conformity to International Standards - UL, CSA, CE
- Thermal magnetic circuit breakers range from 0.1-220 Amps
- High Breaking capacity up to 100kA
- Wide range of accessories
- S-shaped busbar for side-by-side connection with 40 - 65A Contactor

Breaking Capacity at 50Hz 690V	Breaking Capacity at 50Hz 500V	Thermal Protection Adjustment Range	Reference	Unit MRP [₹]
With Push Button Control (Economy)				
100 kA	100 kA	0.1 - 0.16	GV2ME01	7365
		0.16 - 0.25	GV2ME02	7365
		0.25 - 0.40	GV2ME03	7365
		0.40 - 0.63	GV2ME04 ☑	7845
		0.63 - 1.0	GV2ME05 ☑	7845
		1.0 - 1.6	GV2ME06 ☑	8015
3 kA	100 kA	1.6 - 2.5	GV2ME07 ☑	8015
		2.5 - 4	GV2ME08 ☑	8295
3 kA	50 kA	4 - 6.3	GV2ME10 ☑	8295
	10 kA	6 - 10	GV2ME14 ☑	8295
3 kA	6 kA	9 - 14	GV2ME16 ☑	9290
		13 - 18	GV2ME20 ☑	10005
3 kA	4 kA	17 - 23	GV2ME21 ☑	10680
		20 - 25	GV2ME22 ☑	10680
		24 - 32	GV2ME32 ☑	17300
With Rotary Handle Control				
100 kA	100 kA	0.1 - 0.16	GV2P01	7145
		0.16 - 0.25	GV2P02	7145
		0.25 - 0.40	GV2P03	7145
		0.40 - 0.63	GV2P04	8190
		0.63 - 1.0	GV2P05 ☑	8190
		1.0 - 1.6	GV2P06	8190
8 kA	100 kA	1.6 - 2.5	GV2P07	8190
		2.5 - 4	GV2P08 ☑	8445
6 kA	100 kA	4 - 6.3	GV2P10 ☑	8445
	50 kA	6 - 10	GV2P14 ☑	9015
	42 kA	9 - 14	GV2P16 ☑	11065
4 kA	10 kA	13 - 18	GV2P20 ☑	12770
		17 - 23	GV2P21 ☑	12770
		20 - 25	GV2P22 ☑	12770
		24 - 32	GV2P32 ☑	21530
With Rotary Handle Control				
6 kA	12 kA	30...40	GV3P40 ☑	25400
		37...50	GV3P50 ☑	31490
		48...65	GV3P65 ☑	32300
		62...73	GV3P73	33010
With Direct Rotary Handle				
10 kA	50 kA	70...150	GV5P150H	59655
		100...220	GV5P220H	69585
		160...320	GV6P320H	89485
		250...500	GV6P500H	123290

It is recommended to check with Customer care team for selection, recommendation, and availability of stockable and non stockable references

☑ NORMAL STOCK ITEMS

W.E.F. January 17th, 2026

TeSys Power
Motor Protection Solutions with Fast and Reliable SNAP IN Connections up to 15 kW

Spring-type terminals are now upgraded to **SNAP IN** connections - delivering a more robust, reliable, and user-friendly solution!

It's so QUICK as one second

- Up to 92% time saving compared with other connection technology

TeSys Deca Motor Circuit Breakers SNAP IN Type

GV2ME

Range

01

AC-3/AC-3e Rating

01 : 0.1-0.16 amp	10 : 4-6.3 amp
02 : 0.16-0.25 amp	14 : 6-10 amp
03 : 0.25-0.40 amp	16 : 9-14 amp
04 : 0.40-0.63 amp	20 : 13-18 amp
05 : 0.63-1 amp	21 : 17-23 amp
06 : 1-1.6 amp	22 : 20-25 amp
07 : 1.6-2.5 amp	32 : 24-32 amp
08 : 2.5-4 amp	

A

Main Terminal

3: Spring

↓ Getting Replaced with

A: SNAP IN NEW

For price details, please contact the respective sales representative.

Simplicity with just 1 click for 1 second

It's so EASY as one hole, one pusher, one click.

- No special tool skills needed.
- No wiring tool needed regardless of flexible, solid or fine-stranded conductors

Simplicity It's so EASY!

- The world's first self-explanatory clamping technology. One hole, one pusher, one click.
- Solid and flexible wires with or without cable end can be connected without any tools.

Simplicity It's so QUICK!

- Electrical connection under one second
- Up to 92% faster than traditional technologies

Reliability It's so SECURE!

- Your peace of mind with every connection through, a clearly audible click and the pusher moves forwards.

Scalability READY-TO-ROBOT!

- The first motor circuit breaker suitable for fully automatic mounting and wiring.

Reliability General benefits

- Each connection has a testing point for diagnostics
- Maintenance-free clamping technology
- One-handed unwiring

Scalability Comprehensive solution!

- Up to 15 kW motor protection solution thanks to extensive accessories

Reliability from install to maintain

It's so SECURE

- Clear indication by a sound and visual feedback as confirmation to the electricians

Delivery status

The device is supplied with a preloaded spring. The switching status of the preloaded terminal point is indicated by the position of the pusher.

Wiring

The stripped wire can be easily and securely inserted into the terminal point without any further preparation.

Clamping

When the wire touches the ground contact of the terminal, the spring of the clamping point is released and shoots the terminal. This changes the position of the pusher and a clear 'click' can be heard.

Reliability benefits the whole customer journey

Testing

Measuring point of each connection

Ideal for final acceptance tests as well as maintenance & service

Operation

Maintenance-free clamping technology

Robust against vibrations and shocks

Maintenance

One-handed unwiring

First reset all pushers. Then all wires can then be removed without using any force.



Accessories for Motor Circuit Breakers

Description			Reference	Unit MRP [₹]
For GV2				
Front contact NO or NC(1)			GVAE1	1585
Front contact NO + NC			GVAE11 ☑	1930
			GVAE20	2135
Side contact NO + NC			GVAN11 ☑	2330
			GVAN20	2330
Fault signalling contact + 1NO contact (2)			GVAD1010 ☑	3040
Fault signalling contact + 1NC contact (2)			GVAD1001	3040
Short circuit signalling contact block 1 C/O			GVAM11	2905
Under voltage trip	110 ... 115V	50Hz	GVAU115	6170
	220 ... 240V	50Hz	GVAU225	5550
	380 ... 400V	50Hz	GVAU385	5550
Shunt trip	110 ... 115V	50Hz	GVAS115	5550
	220 ... 240V	50Hz	GVAS225	5550
	380 ... 400V	50Hz	GVAS385	5550
Additive limiter for increasing breaking capacity to100kA for GV2ME and GV2P.			GV1L3	8950
Connection block - GV2 with contactor LC1-D09..D38			GV2AF3	1085
Connection block - LS1 D32 or GV2 with Contactor LC1-K or LP1-K			GV2AF01	1175
Empty enclosure for GV2ME - plastic			GV2MP02	5205
			GV2MC02	5715

(1) Choice of NC or NO contact operation depending on which way round the reversible block is mounted.
(2) The GV-AD is always mounted next to the circuit breaker.

Busbars

Connection Pitch	No. of Tapoff Points	Reference	Unit MRP [₹]
For GV2			
45 mm	2	GV2G245	3065
	4	GV2G445	4820
54 mm	2	GV2G254	2780
	3	GV2G354	3115
	4	GV2G454	3905
	5	GV2G554	4230
72 mm	4	GV2G472	4785

Description	Reference	Unit MRP [₹]
Accessories for Busbars		
Terminal block - to supply one or more 3-pole busbar GV2	GV2G05	5995
Protective end covers for unused busbar outlets	GV1G10	1055
Terminal block for connection from top	GV1G09	3130

Accessories for Motor Circuit Breakers

Description	Reference	Unit MRP [₹]
For GV2-P/GV2-L		
External operator - IP54, Black	GV2APN01 ☑	5505
External operator - IP54, Yellow/Red	GV2APN02	10250
For GV3P/GV3L		
Auxiliary Contacts		
Front contact: 1 NO (fault) + 1NC (Auxiliary)	GVAED011	2005
Front contact: 1 NO (fault) + 1NO (Auxiliary)	GVAED101	2205
Busbar		
3-pole, 3 tap, 64 mm pitch	GV3G364	2940
S-shape bus bar	GV3S	2205
External Operator		
IP54, Black	GV3APN01	6635

Note: All other accessories are same as of GV2.
Busbars GV3G364 and GV3S are not compatible with GV3*73 and GV3*80.

Description	Operating Voltage	Reference	Unit MRP [₹]
For GV5 and GV6			
Clip-on connector - upto 150 A - 1.5..95 mm2	-	GV7AC021	1925
Clip-on connector- upto 220 A - 1.5..185 mm2	-	GV7AC022	2650
Front rotary handle GV7AP GV7R - black handle(2)	-	GV7AP01	13950
Terminal shields IP405(1)	-	GV7AC01	4960

(1) Terminal shields cannot be used together with spreaders.
(2) For mounting direct rotary handle on enclosure door.
This accessory makes it possible to open the door If the device is closed and prevents the device from being closed if the door is open.

It is recommended to check with Customer care team for selection, recommendation, and availability of stockable and non stockable references

☑ NORMAL STOCK ITEMS

W.E.F. January 17th, 2026

Accessories compatibility

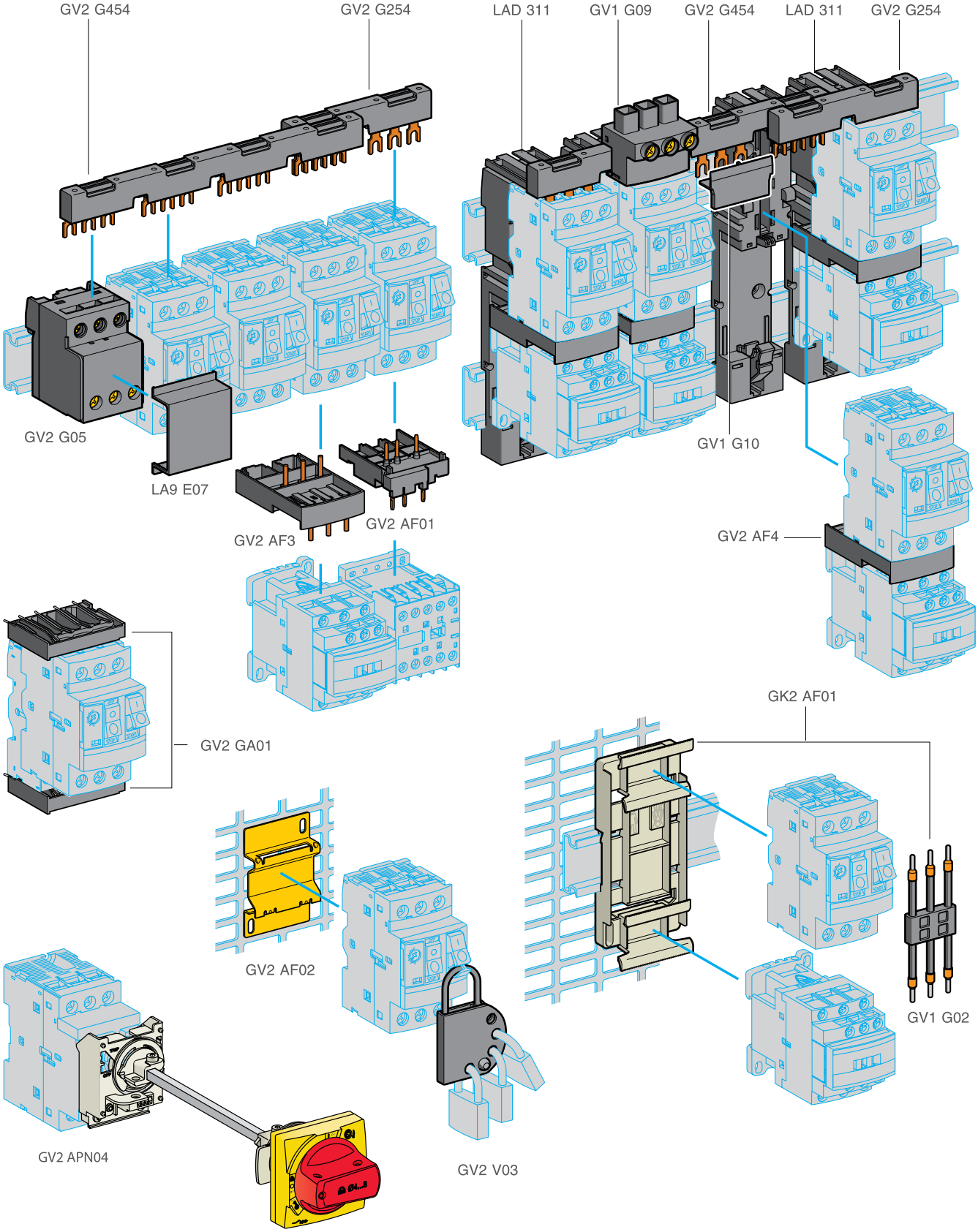

W.E.F. January 17th, 2026

Accessories compatibility

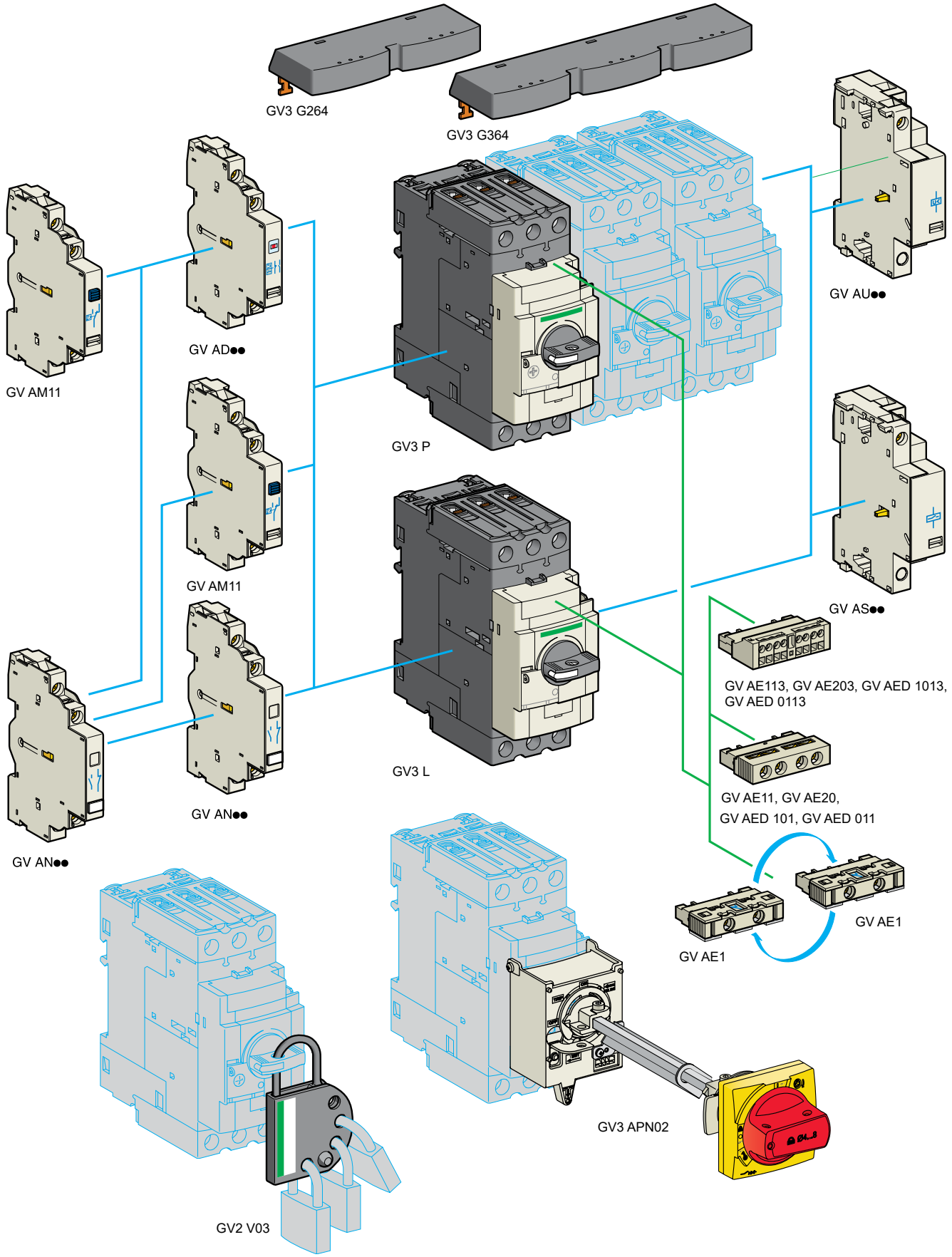

W.E.F. January 17th, 2026

Vario Switch Disconnectors

[Ithe] Conventional Thermal Current**	Poles Description	Rated Operational Power (AC-23)*	Reference	Unit MRP [₹]
Complete Enclosed Switches				
• Range 12 to 175A, IP 65 Sealable and Lockable				
10	3P	4 kW	VCF02GE	5360
16	3P	5.5 kW	VCF01GE	5825
20	3P	7.5 kW	VCF0GE	7090
25	3P	11 kW	VCF1GE	7600
32	3P	15 kW	VCF2GE	8905
50	3P	22 kW	VCF3GE	13770
63	3P	30 kW	VCF4GE	16110

* Rated Power at 690V
** Ith in enclosure

For Switch Type (Amps)	Mounting Arrangement	Ingress	Reference	Unit MRP [₹]
Operators (Padlockable)				
12 - 40	4 Screw Fixing	IP65	KCF1PZ	1585
63 - 80	4 Screw Fixing	IP65	KCF2PZ	1675
125 - 175	4 Screw Fixing	IP40	KCF3PZ	6780

Vario Switch Disconnectors

[Ithe] onventional Thermal Current**	Poles Description	Reference	Unit MRP [₹]
Complete Switch with Padlockable Operator			
• Suitable for Front Mounting or Base Mounting			
12	3P	VCF02	3365
20	3P	VCF01	3660
25	3P	VCF0	4270
32	3P	VCF1	4470
40	3P	VCF2	5545
63	3P	VCF3	11615
80	3P	VCF4	9400
125	3P	VCF5	21545
175	3P	VCF6	26115
Switch Bodies			
12		V02	2190
20		V01	2530
25		V0	3005
32		V1	3660
40		V2	4470
63		V3	6230
80		V4	8190
125		V5	16615
175		V6	21215

Accessories

Description	For Use with Switch Bodies	Rating in A	Pole Composition	Earth Contact	Auxiliary Contacts	Reference	Unit MRP [₹]
Vario Add-on Modules (1)							
Main Pole Module	V02/VCF02	12	1P	-	-	VZ02	1570
	V0/1/VCF01	20	1P	-	-	VZ01	1595
	V0/VCF0	25	1P	-	-	VZ0	1705
	V1/VCF1	32	1P	-	-	VZ1	1660
	V2/VCF2	40	1P	-	-	VZ2	1780
	V3/VCF3	63	1P	-	-	VZ3	2315
	V4/VCF4	80	1P		-	VZ4	2315
Neutral Pole Module(2)	V02 / VCF02 to V2 / VCF2	-	1N	-	-	VZ11	1915
	V3 / VCF3 to V4 / VCF4	-	1N	-	-	VZ12	2560
	V5 / VCZ5 to V6 / VCZ6	-	1N	-	-	VZ13	5285
Earthing Module	V02 / VCF02 to V2 / VCF20	-	-	-	-	VZ14	1880
	V3 / VCF3 to V4 / VCF4	-	-	1	-	VZ15	2220
	V5 / VCZ5 to V6 / VCZ6	-	-	1	-	VZ16	3450
Auxiliary Contact Block Module	V02/ VCF02 to V6 / VCZ6	-	-	-	1NO + 1NC	VZ7	1965
	V2/ VCF02 to V6 / VCZ6	-	-	-	2NO	VZ20	1965

(1) For mounting option of modules, please refer to the technical catalogue.
(2) With early make and late break contacts

Description	For Use With	Reference	Unit MRP [₹]
Components for Door Interlocking			
Shaft extension - for Mini-VARIO and VARIO - V02..V2	V02...V2	VZ17	1880
	V02...V2	VZ30	2220
Shaft extension - for Mini-VARIO and VARIO - V3 V4 V5 V6	V3, V4, V5, V6	VZ18	2220
	V3, V4, V5, V6	VZ31	2530
Door interlock plate	VZ17 / VZ30	KZ32	675
	VZ18/31	KZ74	1155
Input Terminal Protection Shrouds			
Terminal Shrouds	V02 - V2	VZ8	640
	V3 - V4	VZ26	555
	V3 - V4	VZ9	665
	V5 - V6	VZ27	555
	V5 - V6	VZ10	840
	V02 - V6	VZ28	940
	V02 - V6	VZ29	770

For details on non standard references, technical parameters, accessories, compatibility, stockable and non stockable status please contact Customer Care

NORMAL STOCK ITEMS

W.E.F. January 17th, 2026

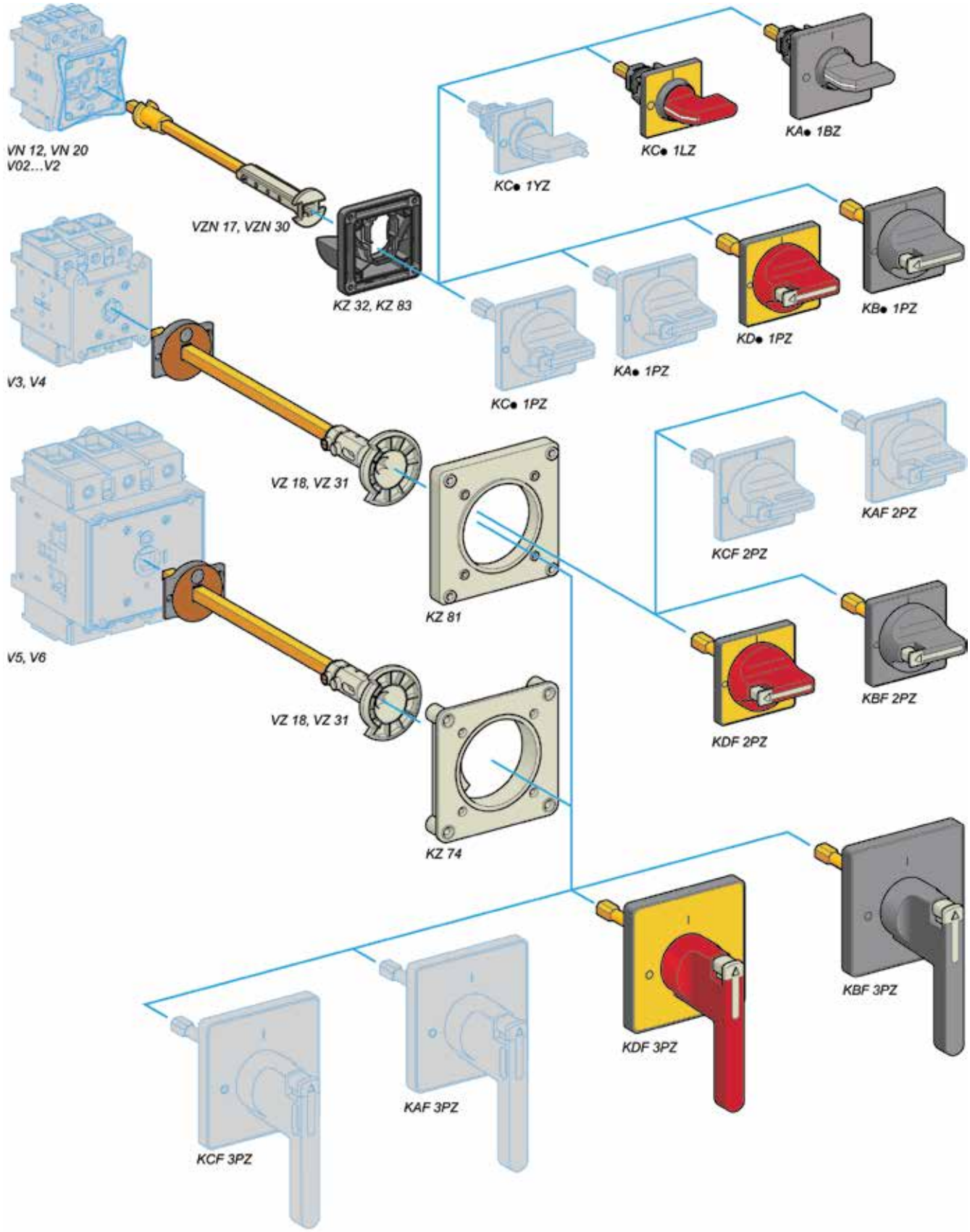
VN 12, VN 20
V02...V2
VZN 17, VZN 30
KZ 32, KZ 83
KC• 1YZ
KC• 1LZ
KA• 1BZ
KB• 1PZ
KD• 1PZ
KA• 1PZ
KC• 1PZ
V3, V4
VZ 18, VZ 31
KZ 81
KAF 2PZ
KCF 2PZ
V5, V6
VZ 18, VZ 31
KBF 2PZ
KDF 2PZ
KZ 74
KBF 3PZ
KDF 3PZ
KAF 3PZ
KCF 3PZ



Smarter Load Management with TeSys Island

The Key to Unprecedented Efficiency

Digital Load Manager

TeSys Island - the innovative & digital
multifunctional load management solution up to 80A

Industry 4.0

Predictive Maintenance

Cyber Secure

EtherNet/IP Modbus PROFINET PROFIBUS

TeSys Active
TeSys Island

•All-in-one Solution for Versatile & Flexible Load Management•

Motor Protection
- Motor Overload
- Over/Under Current
- Jam/Stall
- Long Start
- Rapid Restart Lockout

Upstream Protection
- Phase Loss
- Phase Reversal
- Phase Unbalance
- Ground Current Detection

Analytics
- Health Diagnostic
- Energy Management
- Demand Management

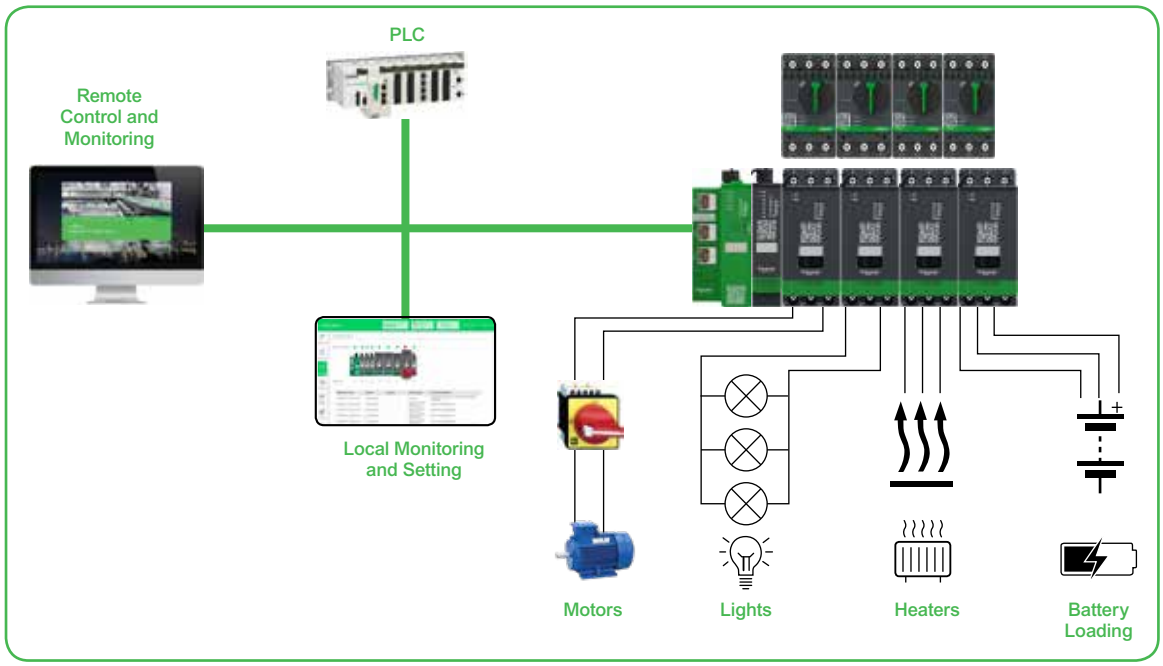

Designation	Product Specification	Commercial Reference
TeSys island components		
Standard Starter	9A (AC-3)	TPRST009
Standard Starter	25A (AC-3)	TPRST025
Standard Starter	38A (AC-3)	TPRST038
Standard Starter	65A (AC-3)	TPRST065
Standard Starter	66A (AC-3) - 80A (AC-1)	TPRST080
SIL Starter	9A (AC-3)	TPRSS009
SIL Starter	25A (AC-3)	TPRSS025
SIL Starter	38A (AC-3)	TPRSS038
SIL Starter	65A (AC-3)	TPRSS065
SIL Starter	66A (AC-3) - 80A (AC-1)	TPRSS080
Power interface module	9A (AC-3)	TPRPM009
Power interface module	38A (AC-3)	TPRPM038
Power interface module	80A (AC-3)	TPRPM080
Voltage interface module		TPRVM001
SIL interface module		TPRSM001
Digital I/O module	(4 input - 2 output)	TPRDG4X2
Analog I/O module	(2 input -1 output)	TPRAN2X1
Bus Coupler	EtherNet/IP - Modbus TCP	TPRBCEIP
Bus Coupler	PROFINET	TPRBCPFN
Bus Coupler	PROFIBUS	TPRBCPFB
Assembly and Wiring Kits		
Kit for reversing starter application	for 9, 25, 38A (size 1 and 2) starters	LAD9R1
Kit for reversing starter application	for 65, 80A (size 3) starters	LAD9R3
Jumper bar 3-pole for Star Delta application	for 9, 25, 38A (size 1 and 2) starters	LAD9P3
Kit for reversing starter application	for 65, 80 A (size 3) starters, a hazard sticker is provided	LAD9SD3S

*Architecture shown above is only for graphical representation

W.E.F. January 17th, 2026

TeSys Control
Ultra motor starters

Introduction

From traditional solution → Ultra motor starter- All in one block for advance protection

Motor circuit breaker:
GV2L

Magnetic protection
> short-circuit protection

Contactor:
LC1D

Control
> Start /Stop

Status monitoring
> signaling
> alarm monitoring

Protection relay:
LRD

Thermal protection
> overload

Ultra motor starter
> All basic or advanced protection and control functions in one block

and more...
> Overload indication and alarm
> Status report, remote control via communication bus

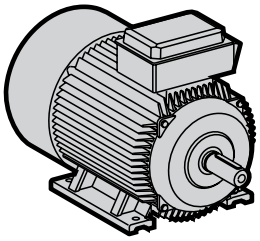

Ultra motor starters
can be used in
80 %
of motor protection and control applications.

TeSys Control
Ultra motor starters

- Total Coordinated Starter – 3 functions in a single device
- Compact Starter, DOL / RDOL upto 18.5kW (38A, AC-3) in 45mm width
- Direct connectivity to Modbus / Profibus / CANopen / DeviceNet
- Higher switching life - 15Million operations, 2Million AC-43 electrical life
- Breaking capacity upto 130kA

Control Unit
Performs all the electrical protection functions to cover main applications from 0 to 38A.

Some of these also provide advanced measurement, alarm and display functions.

4 simple function modules
Thermal overload alarm Indication of motor load

Thermal overload signalling and manual reset

Thermal overloaded signalling and automatic or remote reset.

4 communication modules
Profibus DP
CANopen
DeviceNet
Modbus.

Power Base
For assembling components, ON/OFF operation and resetting.
> 3 power bases: upto 12A and upto 38A
> Direct starter and reversing starter models.

40%
"TeSys solutions allow us to reduce the size of our enclosure"
says a panel builder from the water treatment sector

60%
"Late customization means that we can build 60% of the panels, even though the project design has not yet been completed"
says an engineer in a food processing industry

Quick Selection

Select 1 + Select 1 | Optional | or Optional | or Optional

Base Power Unit

Non-Reversing

LUB	120
0.. 12A with terminal	12
0.. 12A no terminal	120*
0.. 32A with terminal	32
0.. 32A no terminal	320*
0.. 38A with terminal	38
0.. 38A no terminal	380*

Reversing

LU2B	120	BL
0.. 12A with terminal	12	
0.. 12A no terminal	120*	
0.. 32A with terminal	32	
0.. 32A no terminal	320*	
0.. 38A with terminal	38	
0.. 38A no terminal	380*	
24 V DC		BL
24 V AC		B
48...72 VAC or 48 VDC		ES
110..240 VAC/DC		FU

*prewired cables to be ordered separately

Control Unit

LUC	B	X6	BL
Class 10, 3Ph	B		
Class 10, 1Ph	C		
Class 20, 3Ph	D		
0.15 to 0.6 A		X6	
0.35 to 1.4 A		1X	
1.25 to 5 A		05	
3 to 12 A		12	
4.5 to 18 A		18	
8 to 38 A		38	
24V DC			BL
24VAC			B
48...72 VAC/48 VDC			ES
110..24VAC/DC			FU

Communication Module*

LULC	033
Modbus Serial	033
Profibus DP	07
CANopen	08
DeviceNet	09

Prewired Cables

Description	Reference
Prewired cable for non-reversing power base	LU9BN11C or LU9BN11L
Prewired cable for reversing power base	LU9MRC or LU9MRL

Function Module

LUF	DH11
Fault diff. with manual reset	DH11
Fault diff. with auto reset	DA10
Thermal overload pre-alarm	W10
Motor load indication (4-20mA)	V2

Auxiliary Contacts

Contactor auxiliary contacts

LUFN	11
1NO + 1NC	11
2NC	02
2NO	20
Side contacts 2NO	LUA8E20

Power auxiliary contacts (trip status)

LUA1C	20
1NO + 1NC	11
2NO	20

Accessories

Description	Reference
Line spacer for UL508 Type E	LU9SPO
Current limiter 130kA@460V	LUALB1

*Suitable with 24V DC starter variant only

Note: For prices please contact Customer Care

W.E.F. January 17th, 2026

Wherever productivity is a concern, intelligence to Motor Control is the solution

Transform Your Conventional MCC into a Smart Powerhouse!

Upgrade to the Intelligent Motor Control Center (iMCC) with TeSys Tera – an advanced intelligent relay that brings next-level protection, real-time insights, and built-in smart features.

TeSys Tera NEW

Experience the enhanced intelligence of your Motor Management System with our new and advanced TeSys Tera.

- Sustainable
- Versatile
- Efficient
- Modular

PROFIBUS · EtherNet/IP · Modbus/TCP · PROFINET (Coming Soon)

All-in-one
Motor protection

On-device programming
With direct-to-device connection, setup and configuration has **never been easier**

Modular
Lower installation time, Easy replacement & Reduced customer downtime

Enhanced efficiency
through advanced features such as **Load Shedding** and an **Auto Restart** function

Flexible
with pre-configured designs and **plug-and-play**

Connectivity
Supports integration with multiple industrial protocols Modbus, Profibus, Modbus TCP, EtherNet/IP, Profinet

More data, less downtime
Detailed diagnostics enables **predictive maintenance** to help you stay online more of the time

TeSys Active
Tera Motor Management System

Main Unit

Reference

LTMT	E	BD

Network Protocol	Ethernet IP / Modbus TCP/IP	E
	Modbus	M
	Profibus DP	P
	ProfiNet	PN
Control Voltage	24 V DC	BD
	110-240V AC/DC	FM

Sensor Module

Reference

LTMT	CT	3	T

	Only current measurement	CT
	Current and voltage measurement	CTV (60...690 V AC)
Current Range	0.3-3 A	3
	2.5-25 A	25
	7-70 A*	70
	10-100 A**	100
Mounting	Horizontal	T
	Vertical	L

*Not applicable for Horizontal CT
** Not applicable for Vertical CT

Expansion Module

Reference

LTMT	IN42	BD

Expansion Type	4DI+2DO	IN42
	6DI	IN60
	2AI+1AO	AN21
	EF+2DI+2DO	ZCT22*
	Temperature	PTC
Control Voltage	24 V DC	BD
	110-240V AC	FM

*Only applicable with Vertical CT's

TeSys Tera Accessories

Control Operator Unit

Description	Reference
Powered from LTMT Main Unit	LTMTCUF
Displays parameters, alarms and trip & controls the motor	
Provides the FDR (Fast Device Replacement) service with configuration backup	

Current Transformers

Primary [A]	Secondary [A]	Reference
100	1	LT6 CT1001
200	1	LT6 CT2001
400	1	LT6 CT4001
800	1	LT6 CT8001

Ground Fault CT's

Primary [A]	Internal Ø "d" [mm]	Reference
65	30	50437
85	50	50438
160	80	50439
250	120	50440
400	200	50441
630	300	50442

Connecting Cables

	Description	Number and type of connectors	Length	Reference
			m	
LTMT9RJ1015	For connecting the Main Controller to the Sensor Module	2 x RJ11	0.15	LTMT9RJ1015
			0.2	LTMT9RJ102
			0.5	LTMT9RJ105
LTMT9EX10	For connecting the Main Controller to the LTMTCUF Control Operator Unit	2 x RJ45	1	LTMT9CU10S
			3	LTMT9CU30S
	For connecting the Main Controller to the Expansion Module	2 x RJ45	0.1	LTMT9RJ401
			1	LTMT9EX10

	Description	Composition	Reference
	Programming software SoMove	1 Program for each PC	On request
	Connection cable for PC	USB to RJ45 cable	TCSMCNAM3M002P

ComPact NSX

Schneider Electric is proud to introduce the new generation of ComPacT MCCBs. These breakers talk to you, wherever you are, in all transparency. New design complements new wireless connectivity capabilities with our latest wireless auxiliary contact.

ComPact Design

New signature design

- Schneider Electric green signature style for the entire ComPacT range
- Estimated 40% reduction of wiring time for panel builders
- Experience easier installation thanks to a new ergonomic front-plate design
- Gain the confidence that all auxiliaries are on the right spot, and simply double check that you have the right coil rating
- Ergonomic new toggle for easier breaker manual operation

Wireless Auxiliary Contact

Wireless breaker status

- Plug & play technology for clear connection status (0 or 1, no half-way wired)
- Placed in the same position as the wired version, its LED light will give you direct indication in case of a tripping
- If you are away, your ComPacT will send you an immediate notification via EcoStruxure Facility Expert for instance
- Wireless auxiliary accelerates overall wiring time: status communication is done very simply and commissioned wirelessly
- Communication architecture is fully EcoStruxure Power validated, with any application

Ready to meet the new face of ComPacT?

Meet the new generation of ComPacT™ circuit breakers with semi-transparent faceplate, screwless auxiliaries and remote monitoring features.

Learn about the benefits of the ComPacT range here:
se.com/compact-nsx

EasyPact CVS

Fixed Thermal Magnetic Trip Unit (TMD)

- Ics = 100% Icu as per IEC 60947-2
- Suitable for Isolation
- Transparent Cover for trip unit as Standard
- Class II front face
- Single frame size 16-250A

Breaking Capacity as per IEC 60947-2	Rated Current	Three Pole Reference	Unit MRP [₹]	Four Pole Reference	Unit MRP [₹]
EasyPact CVS 100 to 630A Overload Setting (Ir) 0.7 - 1 x In					
36kA	16A	LV510330 ☑	14460	LV510340	18060
	25A	LV510331 ☑	14460	LV510341	18060
	32A	LV510332 ☑	14460	LV510342 ☑	18060
	40A	LV510333 ☑	14460	LV510343 ☑	18060
	50A	LV510334 ☑	14460	LV510344	18060
	63A	LV510335 ☑	14460	LV510345 ☑	18060
	80A	LV510336 ☑	14460	LV510346	18060
	100A	LV510337 ☑	14460	LV510347 ☑	18060
	125A	LV516332 ☑	16050	LV516342	19930
	160A	LV516333 ☑	21260	LV516343	25320
	200A	LV525332	30620	LV525342 ☑	37940
Breaking Capacity as per IEC 60947-2	**Rated Current**	**Three Pole Reference**	**Unit MRP [₹]**	**Four Pole Reference**	**Unit MRP [₹]**
36kA	250A	LV525333	33960	LV525343 ☑	42030
	320A	LV540305	46430	LV540308 ☑	57610
	400A	LV540306	46700	LV540309 ☑	58120
	500A	LV563305 ☑	52940	LV563308 ☑	67050
	630A	LV563307 ☑	60620	LV563310 ☑	76510

Please contact Customer Care Center for Stockable and Non stockable status of references.

☑ NORMAL STOCK ITEMS

W.E.F. January 17th, 2026

EasyPact CVS

Auxiliary Contacts (Changeover) Multifunction

Description	Reference	Unit MRP [₹]
OF or SD or SDE or SDV	29450 ☑	1310
OF or SD or SDE or SDV low level	29452	1590
SDE adapter for trip unit TM or MA or ETS 2.3 #	LV429451 ☑	1210

To be considered alongwith SDE contact for MCCB with TMD/ETS 2.3/MA Trip Unit

Voltage Releases

Description	Shunt Release Reference	Unit MRP [₹]	Undervoltage Reference	Unit MRP [₹]
AC				
220-240 V 50/60 Hz	LV429387 ☑	3780	LV429407 ☑	4690

Installation Accessories

Description	Upto 100A only Reference	Unit MRP [₹]	160/250A Reference	Unit MRP [₹]	400/630A Reference	Unit MRP [₹]
Spreaders & Phase Barriers						
Spreaders (Set of 3) 3P	LV431563_IN ☑	750	LV431563 ☑	980	32492 ☑	2630
Spreaders (Set of 4) 4P	LV431564_IN ☑	1010	LV431564 ☑	1300	32493 ☑	3290
Phase Barriers (Set of 6)	*		*		LV432570 ☑	1240

Rotary Handles

Description	100/160/250A Reference	Unit MRP [₹]	400/630A Reference	Unit MRP [₹]
Direct rotary handle				
Standard black handle	LV429337 ☑	1920	LV432597 ☑	2890
Extended rotary handle				
Standard extended rotary handle	LV429338_IN ☑	2630	LV432598_IN ☑	4680

Please contact Customer Care Center for Stockable and Non stockable status of references.

☑ NORMAL STOCK ITEMS

W.E.F. January 17th, 2026

AC Miniature Circuit Breakers - xC60 - IS/IEC 60898-1

ComReady

- Breaking Capacity as per IEC 60898 and IS/IEC 60898-1, Icn = 10kA
- Can be used for DC application upto 60V per pole
- Higher Installation Life: Energy Limitation Class 3, Fast Closure Mechanism
- Ease, Speed and Flexibility of installation - Biconnect, Line-Load Reversible
- Field-fittable auxiliaries for advance protection and monitoring
- Positive Contact Indication for assurance of disconnection

[In] Rated Current (A)	1 Pole Reference	Unit MRP [₹]	2 Pole Reference	Unit MRP [₹]	3 Pole Reference	Unit MRP [₹]	4 Pole Reference	Unit MRP [₹]
Module Width**	1 mod		2 mod		3 mod		4 mod	
MOQ	12 Nos.		6 Nos.		4 Nos.		3 Nos.	
B curve								
6	A9N1P06BGN ☑	502	A9N2P06BGN ☑	1516	A9N3P06BGN ☑	2515	A9N4P06BGN	3212
10	A9N1P10BGN ☑	502	A9N2P10BGN ☑	1516	A9N3P10BGN ☑	2515	-	-
16	A9N1P16BGN ☑	502	A9N2P16BGN ☑	1516	A9N3P16BGN ☑	2515	A9N4P16BGN	3212
20	A9N1P20BGN ☑	502	A9N2P20BGN ☑	1516	A9N3P20BGN	2515	-	-
25	A9N1P25BGN ☑	502	-	-	A9N3P25BGN ☑	2515	-	-
32	A9N1P32BGN ☑	502	A9N2P32BGN	1516	A9N3P32BGN ☑	2515	A9N4P32BGN	3212
40	A9N1P40BGN ☑	1090	-	-	A9N3P40BGN	3432	A9N4P40BGN	4878
63	A9N1P63BGN ☑	1105	-	-	A9N3P63BGN ☑	3863	A9N4P63BGN	4923
C curve								
1	A9N1P01CGN ☑	770	A9N2P01CGN ☑	2089	A9N3P01CGN ☑	3313	A9N4P01CGN ☑	4169
2	A9N1P02CGN ☑	770	A9N2P02CGN	2099	A9N3P02CGN ☑	3313	A9N4P02CGN ☑	4169
3	A9N1P03CGN ☑	770	A9N2P03CGN ☑	2099	A9N3P03CGN ☑	3313	-	-
4	A9N1P04CGN ☑	770	A9N2P04CGN ☑	2099	A9N3P04CGN ☑	3313	A9N4P04CGN ☑	4169
6	A9N1P06CGN ☑	456	A9N2P06CGN ☑	1516	A9N3P06CGN ☑	2515	A9N4P06CGN ☑	3389
10	A9N1P10CGN ☑	456	A9N2P10CGN ☑	1516	A9N3P10CGN ☑	2515	A9N4P10CGN ☑	3389
16	A9N1P16CGN ☑	456	A9N2P16CGN ☑	1516	A9N3P16CGN ☑	2515	A9N4P16CGN ☑	3389
20	A9N1P20CGN ☑	456	A9N2P20CGN ☑	1516	A9N3P20CGN ☑	2515	A9N4P20CGN ☑	3389
25	A9N1P25CGN ☑	456	A9N2P25CGN ☑	1516	A9N3P25CGN ☑	2515	A9N4P25CGN ☑	3389
32	A9N1P32CGN ☑	456	A9N2P32CGN ☑	1516	A9N3P32CGN ☑	2515	A9N4P32CGN ☑	3389
40	A9N1P40CGN ☑	1090	A9N2P40CGN ☑	2440	A9N3P40CGN ☑	3830	A9N4P40CGN ☑	4923
50	A9N1P50CGN	1090	A9N2P50CGN	2440	A9N3P50CGN	3830	A9N4P50CGN	4923
63	A9N1P63CGN ☑	1105	A9N2P63CGN ☑	2461	A9N3P63CGN ☑	3957	A9N4P63CGN ☑	5127
D curve								
2	A9N1P02DGN ☑	777	A9N2P02DGN ☑	2121	-	-	-	-
3	A9N1P03DGN ☑	777	A9N2P03DGN	2121	A9N3P03DGN ☑	3363	-	-
4	A9N1P04DGN ☑	777	A9N2P04DGN ☑	2121	A9N3P04DGN ☑	3363	-	-
6	A9N1P06DGN ☑	655	A9N2P06DGN ☑	1589	A9N3P06DGN ☑	2649	-	-
10	A9N1P10DGN ☑	655	A9N2P10DGN ☑	1589	A9N3P10DGN ☑	2649	-	-
16	A9N1P16DGN ☑	655	A9N2P16DGN ☑	1589	A9N3P16DGN ☑	2649	A9N4P16DGN ☑	3514
20	A9N1P20DGN ☑	655	A9N2P20DGN ☑	1589	A9N3P20DGN ☑	2649	A9N4P20DGN ☑	3514
25	A9N1P25DGN ☑	655	A9N2P25DGN ☑	1589	A9N3P25DGN ☑	2649	A9N4P25DGN ☑	3514
32	A9N1P32DGN ☑	655	A9N2P32DGN ☑	1589	A9N3P32DGN ☑	2649	A9N4P32DGN ☑	3514
40	A9N1P40DGN ☑	1177	A9N2P40DGN ☑	2579	A9N3P40DGN ☑	4058	A9N4P40DGN ☑	5088
50	-	-	-	-	A9N3P50DGN	4058	-	-
63	A9N1P63DGN ☑	1191	A9N2P63DGN ☑	2610	A9N3P63DGN ☑	4094	A9N4P63DGN ☑	5141

Please contact Customer Care Center for Stockable and Non stockable status of references.

☑ NORMAL STOCK ITEMS

W.E.F. January 17th, 2026

AC Miniature Circuit Breakers - XC60 - IEC - 60947-2

ComReady

- Breaking Capacity as per IEC 60947-2, Icu = 15kA***
- Can be used for DC application upto 60V per pole
- Higher system performance with optimized cost: Cascading*
- Increased System Continuity: Discrimination*
- Higher Installation Life: Energy Limitation Class 3, Fast Closure Mechanism
- Ease, Speed and Flexibility of installation - Biconnect, Line-Load Reversible
- Field-fittable auxiliaries for advance protection and monitoring
- Positive Contact Indication for assurance of disconnection

[In] Rated Current (A)	1 Pole Reference	Unit MRP [₹]	2 Pole Reference	Unit MRP [₹]	3 Pole Reference	Unit MRP [₹]	4 Pole Reference	Unit MRP [₹]
Module Width**	1 mod		2 mod		3 mod		4 mod	
MOQ	12 Nos.		6 Nos.		4 Nos.		3 Nos.	
B curve								
6	A9N1P06BIN ☑	517	A9N2P06BIN ☑	1561	A9N3P06BIN ☑	2591	-	-
10	A9N1P10BIN ☑	517	A9N2P10BIN ☑	1561	A9N3P10BIN ☑	2591	-	-
16	A9N1P16BIN ☑	517	A9N2P16BIN ☑	1561	A9N3P16BIN ☑	2591	-	-
20	A9N1P20BIN ☑	517	A9N2P20BIN ☑	1561	-	-	-	-
25	A9N1P25BIN ☑	517	-	-	A9N3P25BIN ☑	2591	-	-
32	A9N1P32BIN ☑	517	-	-	A9N3P32BIN ☑	2591	A9N4P32BIN ☑	3491
40	A9N1P40BIN ☑	1123	-	-	-	-	A9N4P40BIN ☑	5024
63	A9N1P63BIN ☑	1138	-	-	A9N3P63BIN ☑	3979	A9N4P63BIN ☑	5071
C curve								
1	A9N1P01CIN ☑	793	A9N2P01CIN ☑	2162	A9N3P01CIN ☑	3412	A9N4P01CIN ☑	4294
2	A9N1P02CIN ☑	793	A9N2P02CIN ☑	2162	A9N3P02CIN ☑	3412	A9N4P02CIN ☑	4294
3	A9N1P03CIN ☑	793	A9N2P03CIN ☑	2162	A9N3P03CIN ☑	3412	-	-
4	A9N1P04CIN ☑	793	A9N2P04CIN ☑	2162	A9N3P04CIN ☑	3412	A9N4P04CIN ☑	4294
6	A9N1P06CIN ☑	470	A9N2P06CIN ☑	1561	A9N3P06CIN ☑	2591	A9N4P06CIN ☑	3491
10	A9N1P10CIN ☑	470	A9N2P10CIN ☑	1561	A9N3P10CIN ☑	2591	A9N4P10CIN ☑	3491
16	A9N1P16CIN ☑	470	A9N2P16CIN ☑	1561	A9N3P16CIN ☑	2591	A9N4P16CIN ☑	3491
20	A9N1P20CIN ☑	470	A9N2P20CIN ☑	1561	A9N3P20CIN ☑	2591	A9N4P20CIN ☑	3491
25	A9N1P25CIN ☑	470	A9N2P25CIN ☑	1561	A9N3P25CIN ☑	2591	A9N4P25CIN ☑	3491
32	A9N1P32CIN ☑	470	A9N2P32CIN ☑	1561	A9N3P32CIN ☑	2591	A9N4P32CIN ☑	3491
40	A9N1P40CIN ☑	1123	A9N2P40CIN ☑	2514	A9N3P40CIN ☑	3945	A9N4P40CIN ☑	5071
50	A9N1P50CIN	1123	A9N2P50CIN	2514	A9N3P50CIN	3945	A9N4P50CIN	5071
63	A9N1P63CIN ☑	1138	A9N2P63CIN ☑	2537	A9N3P63CIN ☑	4076	A9N4P63CIN ☑	5282
D curve								
2	A9N1P02DIN ☑	800	A9N2P02DIN ☑	2185	-	-	-	-
3	A9N1P03DIN ☑	800	-	-	A9N3P03DIN ☑	3465	-	-
4	A9N1P04DIN ☑	800	A9N2P04DIN ☑	2185	A9N3P04DIN ☑	3465	-	-
6	A9N1P06DIN ☑	675	A9N2P06DIN ☑	1638	A9N3P06DIN ☑	2730	-	-
10	A9N1P10DIN ☑	675	A9N2P10DIN ☑	1638	A9N3P10DIN ☑	2730	-	-
16	A9N1P16DIN ☑	675	A9N2P16DIN ☑	1638	A9N3P16DIN ☑	2730	A9N4P16DIN ☑	3620
20	A9N1P20DIN ☑	675	A9N2P20DIN ☑	1638	A9N3P20DIN ☑	2730	A9N4P20DIN ☑	3620
25	A9N1P25DIN ☑	675	A9N2P25DIN ☑	1638	A9N3P25DIN ☑	2730	A9N4P25DIN ☑	3620
32	A9N1P32DIN ☑	675	A9N2P32DIN ☑	1638	A9N3P32DIN ☑	2730	A9N4P32DIN ☑	3620
40	A9N1P40DIN ☑	1213	A9N2P40DIN ☑	2657	A9N3P40DIN ☑	4180	A9N4P40DIN ☑	5242
50	-	-	-	-	A9N3P50DIN	4180	A9N4P50DIN	5242
63	A9N1P63DIN	1226	A9N2P63DIN ☑	2689	A9N3P63DIN ☑	4217	A9N4P63DIN ☑	5295

***Coming Soon

Please contact Customer Care Center for Stockable and Non stockable status of references.

☑ NORMAL STOCK ITEMS

W.E.F. January 17th, 2026

Miniature Circuit Breakers (MCBs)

for circuit protection against Overload and Short Circuit Current Fault

DC Miniature Circuit Breakers - C60H

Suitable for
ComReady Auxiliary

- Specially designed MCB for enhanced protection in DC installation
- Magnetic Arc Chutes to quick break DC current in event of fault
- Breaking capacity 6kA as per IEC 60947-2
- Voltage Rating: 1P - 250 V DC & 2P - 500 V DC
- Impulse Voltage: 6 kV
- Higher Installation Life: Energy Limiting Class: 3

[In] Rated Current (A)	Module Width 18mm/ module	1 Pole Reference	Unit MRP [₹]	Module Width 18mm/ module	2 Pole Reference	Unit MRP [₹]
MOQ		12 Nos.			6 Nos.	
C60H-DC						
0.5	1	A9N61500	1948	2	A9N61520	4278
1	1	A9N61501 ☑	1421	2	A9N61521 ☑	2932
2	1	A9N61502 ☑	1421	2	A9N61522 ☑	2932
3	1	A9N61503 ☑	1421	2	A9N61523 ☑	2932
4	1	A9N61504 ☑	1421	2	A9N61524 ☑	2932
5	1	A9N61505	1421	2	A9N61525	2932
6	1	A9N61506 ☑	1167	2	A9N61526 ☑	2386
10	1	A9N61508 ☑	1167	2	A9N61528 ☑	2386
16	1	A9N61511 ☑	1167	2	A9N61531 ☑	2386
20	1	A9N61512 ☑	1167	2	A9N61532 ☑	2386
25	1	A9N61513 ☑	1167	2	A9N61533 ☑	2386
32	1	A9N61515 ☑	1345	2	A9N61535 ☑	2386
40	1	A9N61517 ☑	1600	2	A9N61537 ☑	3518
50	1	A9N61518 ☑	1600	2	A9N61538 ☑	3518
63	1	A9N61519 ☑	1600	2	A9N61539 ☑	3518

Special application MCBs

Solar Application – PV DC
• DC MCB for multi string PV installations
• Operating Voltage: 800V DC
• Current Rating up to 25A
• Complies to IEC / EN 60947-2

Rail Application* (including Rolling Stock)
• Shock & vibration resistant (IEC 61373) – Cat 1, Class B
• Complies to EN 45545 HL2
• Complies to IEC / EN 60947-2

UL MCB
• Type: UL1077, UL489
• Breaking Capacity of 10kA
• Complies to IEC 60947-2 / UL1077 / UL489 / CSA

Note:
Please contact nearest Schneider Electric sales office or Customer Care for Reference and prices of Application Specific MCBs
*Rail Application RCDs are also available on demand **18mm/module

Please contact Customer Care Center for Stockable and Non stockable status of references.

☑ NORMAL STOCK ITEMS

W.E.F. January 17th, 2026

Residual Current Devices (RCDs) - For Human and Fire Protection

30 mA

Use of **30mA RCDs** is now **mandatory** for all **domestic intallations** in India (NEC 2023)

Schneider Electric provides voltage independent RCDs which work on current sensing technology and provide protection from residual current even at extra low voltages (down to zero volts) and in case of break of neutral.

SI Type

Schneider Electric offers SI RCD built to operate in electrically polluted or installation in aggressive environments:

- Flourescent / Variable lighting with Electronic ballast
- Powerful IT / Telecom equipment / Air conditioning
- Severe Atmosphere - High lighting risk / Swimming pools

* for Measures relating to Safety and Electric supply

W.E.F. January 17th, 2026

Residual Current Devices

for protection against Risk of Shock / Electrocution and Risk of Fire in case of Earth Leakage Current.

AC Residual Current Circuit Breakers - xID

Suitable for ComReady Auxiliary

- Complies to IEC/EN 61008-1 and IS 12640
- AC Type
- Selective range available for time based discrimination
- Easy Monitoring: Earth fault indication and Test Button on front face
- Operating temperature up to +70°C
- Mandatory to use OF-S auxiliary to add any indication or tripping auxiliary

[In] Rated Current (A)	Earth-Leakage Sensitivity (mA)	Module Width 18mm/module	2 Pole Reference	Unit MRP [₹]	Module Width 18mm/module	4 Pole Reference	Unit MRP [₹]
25	30	2	A9N16201	5158	4	A9N16251	7240
	100	2	A9N16203	5725	4	A9N16253	7694
	300	2	A9N16202	5899	4	A9N16252	7921
40	30	2	A9N16204	6072	4	A9N16254	7127
	100	2	A9N16205	6546	4	A9N16255	7737
	300	2	A9N16206	6866	4	A9N16256	8035
63	30	2	A9N16208	7312	4	A9N16258	8253
	100	2	A9N16209	7863	4	A9N16259	9141
	300	2	A9N16210	8021	4	A9N16260	9183
80	30	2	A9N16212	12291	4	A9N16261	14558
	100	2	A9N16213	12496	4	A9N16262	14793
	300	2	-	-	4	A9N16263	14872

AC Residual Current Circuit Breakers (RCCBs) - ID

- Complies to IEC 61008-1
- AC Type
- Degree of pollution: 3 (suitable for industrial environment)
- Electrical ON/OFF indication by using OFSP auxiliary

Poles Description	[In] Rated Current (A)	Earth-Leakage Sensitivity (mA)	Module Width 18mm/module	Reference	Unit MRP [₹]
4P	100	30	4	**A9R11491	On Request
		100	4	**A9R12491	On Request
	125	30	4	A9R11492	On Request
		100	4	A9R12492	On Request
		300	4	A9R14492	On Request

Note: **For 100A RCCB Auxiliary kindly contact Customer Care

AC Residual Current Breaker Overload (RCBO) - DPN N Vigi

Suitable for ComReady Auxiliary

- Complies to IEC/EN 61009
- AC Type Tripping characteristics - C curve
- Overvoltage category (IEC 60364): IV
- Suitable for indication & tripping auxiliaries

Poles Description	[In] Rated Current (A)	Earth-Leakage Sensitivity (mA)	Module Width 18mm/module	Reference	Unit MRP [₹]
1P+N	6	30	2	A9N19661	7964
		300	2	A9N19681	8089
	10	30	2	A9N19663	7964
		300	2	A9N19683	8089
	16	30	2	A9N19665	7964
		300	2	A9N19685	8089
	20	30	2	A9N19666	7964
		300	2	A9N19686	8089
	25	30	2	A9N19667	7964
		300	2	A9N19687	8089
	32	30	2	A9N19668	7964
		300	2	A9N19688	8492
	40	30	2	A9N19669	10076
		300	2	A9N19689	10251

Note: Application specific RCDs also available with 10mA, 500mA and 1000mA sensitivities

Please contact nearest Schneider Electric Sales Office or Customer Care Center for Reference and Prices

Please contact Customer Care Center for Stockable and Non stockable status of references.

NORMAL STOCK ITEMS

W.E.F. January 17th, 2026

Residual Current Devices

for protection against Risk of Shock / Electrocution and Risk of Fire in case of Earth Leakage Current.

SI Type Residual Current Circuit Breakers (RCCBs) - xID SI

- Complies to IEC/EN 61008-1
- SI RCDs offer enhanced immunity against Electrical Disturbances; Polluted and Corrosive environments - Guaranteed performance in harsh operating conditions
- Ensures continuity of supply in networks with:
  - Transient overvoltages
  - Loads generating HF leakage current i.e. harmonics
  - Loads generating continuous leakage current
- Ensures tripping on genuine earth fault in networks with:
  - Pulsating DC components
  - HF applications which “Blinds” (non-tripping) the conventional RCDs

[In] Rated Current (A)	Earth-Leakage Sensitivity (mA)	Module Width 18mm/module	2 Pole Reference	Unit MRP [₹]	Module Width 18mm/module	4 Pole Reference	Unit MRP [₹]
25	30	2	A9N16234	12000	4	A9N16321	13374
40	30	2	A9N16237	12604	4	A9N16324	13796
63	30	2	A9N16240	12966	4	A9N16327	14165
63	300	2	A9N16246	13064	4	-	-

Vigi Block for xC60 (Add-on RCD Module, 2 & 4 Pole)

Suitable for
ComReady Auxiliary

- Flexibility to use MCB of any tripping curve to suit applications, ensuring best 3 in 1 protection
- No auxiliary supply required
- AC Class protection
- Degree of pollution: 3 (suitable for industrial environment)
- Immune to nuisance tripping due to transient over voltages

[In] Rated Current (A)	Earth-Leakage Sensitivity (mA)	Module Width 18mm/module	2 Pole Reference	Unit MRP [₹]	Module Width 18mm/module	4 Pole Reference	Unit MRP [₹]
25	30	1.5	A9N26581	9535	3	A9N26595	12032
	100	1.5	A9N26582	10495	3	A9N26596	10685
	300	1.5	A9N26583	11096	3	A9N26597	11500
63	30	2	A9N26611	11536	3.5	A9N26643	11579
	100	2	A9N26612	12217	3.5	A9N26644	12027
	300	2	-	-	3.5	A9N26645	12583

Note: Vigi Block for High Rating up to 125A (C120) and High Breaking Capacity (NG125) available on demand

SI Type Residual Current Breaker Overload (RCBO) - DPN N Vigi SI

Suitable for
ComReady Auxiliary

- Complies to IEC/EN 61009
- Ensures continuity of supply in networks with:
  - Transient overvoltages
  - Loads generating HF leakage current i.e. harmonics
  - Loads generating continuous leakage current
- Ensures tripping on genuine earth fault in networks with :
  - Pulsating DC components
  - HF applications which “Blinds” (non-tripping) the conventional RCDs

Poles Description	[In] Rated Current (A)	Earth-Leakage Sensitivity (mA)	Module Width 18mm/module	Reference	Unit MRP [₹]
1P+N	6	30	2	A9N19631	15855
	10	30	2	A9N19632	15855
	16	30	2	A9N19634	15855
		300	2	A9N19644	15855
	25	30	2	A9N19636	15855
	32	30	2	A9N19637	15855
	40	30	2	A9N19638	18773
		300	2	A9N19648	20891

*For Prices, please contact nearest Schneider Electric Sales Office or Customer Care Center are Center for Reference and Prices

Please contact Customer Care Center for Stockable and Non stockable status of references.

☑ NORMAL STOCK ITEMS

W.E.F. January 17th, 2026

Acti 9 Active AFDD

Make active safety your new standard

- Integrated arc fault protection for prevention against electrically ignited fires
- AFDD complies to IEC/EN 62606
- RCD complies to IEC/EN 61009-2-1
- Protection Against Series & Parallel Arc

Acti9 iCV40N VigiARC Active, 30 mA, A-SI type

- Ensures tripping on genuine earth fault in networks with :
  - Pulsating DC components
  - HF applications which “Blinds” (non-tripping) the conventional RCDs
- Available in C Curve Configuration

Poles Description	[In] Rated Current (A)	Earth-Leakage Sensi-tivity (mA)	Module Width 18mm/ module	Reference	Unit LP [₹]
1P+N	6	30	2	A9TDNC606	On Request
	10	30	2	A9TDNC610	On Request
	16	30	2	A9TDNC616	On Request
	25	30	2	A9TDNC625	On Request
	32	30	2	A9TDNC632	On Request
	40	30	2	A9TDNC640	On Request

Acti9 iCV40H VigiARC Active, 30 mA, A-SI type

- Ensures tripping on genuine earth fault in networks with :
  - Pulsating DC components
  - HF applications which “Blinds” (non-tripping) the conventional RCDs
- Available in C Curve Configuration
- Seamless connectivity with Wiser 2.0 & ecostruxre through Panel server

Poles Description	[In] Rated Current (A)	Earth-Leakage Sensi-tivity (mA)	Module Width 18mm/ module	Reference	Unit LP [₹]
1P+N	6	30	2	A9TDND606	On Request
	10	30	2	A9TDND610	On Request
	16	30	2	A9TDND616	On Request
	20	30	2	A9TDND620	On Request
	25	30	2	A9TDND625	On Request
	32	30	2	A9TDND632	On Request

Auxiliaries and Accessories for MCBs / RCDs

Common Auxiliaries for xC60 / RCDs Range

- Field-fittable auxiliaries (clip fitted) mounted on left side with maximum width of 54mm
- Order: Tripping Auxiliaries (MN first) followed by Indication Auxiliaries (SD first)

54 mm max.

Type	Module Width 18mm/module	Reference	Unit MRP [₹]
Indication Auxiliaries			
Acti9 A9N iOF bottom wiring 0.1-6A aux	0.5	A9N26904	3413
Acti9 A9N SD bottom wiring 0.1-6A aux	0.5	A9N26907	1926
Acti9 A9N OF/SD+OF top/bt wir 0.1-6A aux	0.5	A9N26909	4905
Acti9 A9A iOF bottom wiring 0.1-6A aux	0.5	A9A26904	1701
Acti9 A9A iOF/SD+OF t&b wire 0.1-6A aux	0.5	A9A26909	5211
OF+SD24 auxiliary contact (ComReady)	0.5	A9N26899	4317
Protection Auxiliaries – Trip Indication on front face			
MN Under-voltage Release 220-240V AC		A9N26960	6937
MSU Over-voltage Release 275V AC	1	A9N26500	8214
Tripping Auxiliaries – Trip Indication on front face			
MX + OF Shunt Release 110-415V AC: for Remote tripping of Circuit Breaker	1	A9N26946	4512
MX + OF Shunt Release 12-24V AC/DC: for Remote tripping of Circuit Breaker		A9N26948	4512
Auxiliary Switch for RCCBs – Mandatory for use of Auxiliaries with RCCBs			
Auxiliary switch for RCCB up to 80A (OF-S)	0.5	A9N26923	7978
Auxiliary switch for RCCBs 125A (OFSP)	0.5	A9N16940	4052

Accessories

Type	Description	Reference	Unit MRP [₹]
Rotary Handle*	Breaker Switching Sub-Assembly	27046	7262
Rotary Handle*	Extended, Disconnectable handle	27047	3667
Padlock** (bag of 2)		26970	1551
Aluminum cable terminal**		27060	913
Spacer		A9N27062	361

* for xC60, C120, DPN N Vigi, C60H-DC, xSW - Multi poles only

Note:
For all above Reference MOQ = 1
Please contact Customer Care Center for Stockable and Non stockable status of references.

☑ NORMAL STOCK ITEMS

W.E.F. January 17th, 2026

Protection Against Lightning Strikes And Switching Surges

For all low voltage switchboards and electrical enclosures:

Comprehensive range

- To ensure the protection of equipment connected to:
- Low voltage networks,
- Telecommunications networks,
- Computer networks.
- Easy to implement and use.
- Compatibility with all earthing systems (TT, TNS, TNC, IT).
- Technical and aesthetic consistency

Continuity of service and certified safety

Schneider Electric certified coordination between the surge arrester and its disconnection circuit breaker.

Compliance with standards: IEC/EN 61643-11.

More and more electrical equipment today is sensitive to overvoltages caused by lightning.

90%

of power outlets supply equipment incorporating electronic devices.

iQuick PRD "built-in" technology surge arresters, a Schneider Electric innovation, incorporate their own disconnection circuit breaker: easy to choose and simple to install for greater effectiveness.

Up to 30% of installation time saved.

W.E.F. January 17th, 2026

Surge Protection Devices

for protection of equipment against Lightning and Switching surges

Surge Arresters - Type 1+ 2

- Complies to EN/IEC 61643 -11
- Withdraw able type: Easy Replacement
- Inbuilt SPD health Indicator: Also available with remote signaling
- For protection against Direct lighting surge, Indirect lighting surge, Switching surge
- Iimp up to 25kA & Imax upto 40kA
- **Always use a Back-up MCB with your SPD**
- Maximum Operating Voltage [Uc]: 350V

Type	Pole Description	Module Width 18mm/module	Reference	Unit MRP [₹]
PRD1 25r	1P	2	16329	24737
	1P + N	4	16330	44404
	3P	6	16331	69918
	3P + N	8	16332	86869

Surge Arresters iPRD - Type 2 (Withdrawable type) (TT, TN-S, TN-C Systems)

- Complies to IEC 61643-11/2011 T2 and EN 61643-11
- For protection against Indirect lightning surge and Switching surge
- Inbuilt health Indicator
- Response time < 25ns
- Imax (8/20 s): 65/40/15/8kA
- Maximum Operating Voltage [Uc]: 340V
- Level of protection, Up: 1.0 - 2.0 kV
- Remote indication contact with 8r/20r/40r/65r
- **Always use a Back-up MCB with your SPD**

Type	Rated Voltage (V)	Pole Description	Module Width 18mm/module	Reference	Unit MRP [₹]
iPRD8	230	1P	1	A9L08100	6060
	230	1P+N	2	A9L08500	11559
	230/400	3P	3	A9L08300	15601
	230/400	3P+N	4	A9L08600	23548
iPRD8r	230	1P+N	2	A9L08501	13857
	230/400	3P+N	4	A9L08601	28258
iPRD20	230	1P	1	A9L20100	6792
	230	1P+N	2	A9L20500	14530
	230/400	3P	3	A9L20300	18600
	230/400	3P+N	4	A9L20600	26297
iPRD20r	230	1P+N	2	A9L20501	17023
	230/400	3P+N	4	A9L20601	32156
iPRD40	230	1P	1	A9L40100	8432
	230	1P+N	2	A9L40500	16735
	230/400	3P	3	A9L40300	24021
	230/400	3P+N	4	A9L40600	33496
iPRD40r	230	1P	1	A9L40101	9441
	230	1P+N	2	A9L40501	21574
	230/400	3P	3	A9L40301	32327
	230/400	3P+N	4	A9L40601	40202
iPRD65r	230	1P	1	A9L65101	12621
	230	1P+N	2	A9L65501	27496
	230/400	3P	3	A9L65301	35881
	230/400	3P+N	4	A9L65601	46557

Spare Cartridges for iPRD

- Spare Cartridges for iPRD8r, iPRD20r, iPRD40r and iPRD65r
- End of life indication available on front face
- These Cartridges are not compatible with Old SPD range (A9L16...)**

Type	Spare Cartridges for	Reference	Unit MRP [₹]
iPRD 65-350	iPRD65r	A9L65102	7901
iPRD 40-350	iPRD40, iPRD40r	A9L40102	6383
iPRD 20-350	iPRD20, iPRD20r	A9L20102	4872
iPRD Neutral	All products (1P+N, 3P+N)	A9L00002	6524

**Spare Cartridges for Old SPD Range (A9L16...) are available on demand - please contact nearest Schneider Electric Sales Office or Customer Care for Reference and prices

Note:
For all above Reference MOQ = 1
Please contact Customer Care Center for Stockable and Non stockable status of references.

☑ NORMAL STOCK ITEMS

W.E.F. January 17th, 2026

Surge Protection Devices

for protection of equipment against Lightning and Switching surges

iQuick PRD - Type 2 with inbuilt MCB

- Compact SPD with in-built back up MCB - saving on space, MCB selection, wiring time
- Compiles to EN/IEC 61643-11
- Withdrawable Type - Cost Efficient - Allows damaged Cartridges to be replaced without having to replace entire SPD
- Inbuilt SPD Health Indicator on front face of device; Remote signaling functionality also available
- Incoming Protection: iQuick PRD 40r (High Risk level) and iQuick PRD 20r (Moderate Risk level)
- Secondary Protection: iQuick PRD 8r is cascade mounted with incoming surge arresters

Type	Pole Description	Module Width 18mm/module	Reference	Unit MRP [₹]
iQuick PRD 8r	1P+N	4	A9L16298	17406
	3P	6.5	A9L16299	28149
	3P+N	7.5	A9L16300	35026
iQuick PRD 20r	1P+N	4	A9L16295	21461
	3P	6.5	A9L16296	33792
	3P+N	7.5	A9L16297	42032
Quick PRD 40r	1P+N	4	A9L16292	26843
	3P	6.5	A9L16293	40215
	3P+N	7.5	A9L16294	49979

Note: Spare / Replacement Cartridges available - For Reference and prices contact nearest sales office or customer care

Photovoltaic Surge Arresters

- Protection for photovoltaic panels and the DC input to the inverter from overvoltages due to a lightning strike
- Type 2 surge arresters
- Should be installed in switchboard inside the building. If switchboard is located outside, it must be weatherproof
- Withdrawable surge arrester allows damaged Cartridges to be replaced quickly
- Inbuilt SPD Health Indicator on front face of device; Remote signaling functionality also available

Type	U (cpv) Maximum Operating Voltage (V)	Module Width 18mm/module	Reference	Unit MRP [₹]
iPRD 40r	800	3	A9L40271	13235
	1000	3	A9L40281	16200

Note: Spare / Replacement Cartridges available - For Reference and prices contact nearest sales office or customer care

Surge Arresters for Communication Networks

- Analogue telephone line protection: iPRC surge arrester wired in series to the private installation input, protects the telephones, the modems (including ADSL) etc
- Protection for 2 low-current lines without common potential or 4 lines with common reference potential
- iPRI protects measuring instrument and PLC sensor inputs and the DC power supply inputs up to 53 V and AC power supply inputs up to 37 V

Type	[Ue] Operational Voltage (V)	Module Width 18mm/module	Reference	Unit MRP [₹]
PRI	48 V DC	1	A9L16339	23606
PRC	130 V AC	1	A9L16337	14152

Note:
For all above Reference MOQ = 1
Please contact Customer Care Center for Stockable and Non stockable status of references.

☑ NORMAL STOCK ITEMS

W.E.F. January 17th, 2026

Isolator - xSW

- Complies to IEC/EN 60947-3
- Switching duty: AC - 22A
- Impulse Voltage
  - Upto 80 - 4kV
  - 100 & 125A - 6kV
- Rated short-time withstand current (Icw)
  - Upto 80A -12.5In
  - 100 & 125A - 12 In for 1s

Poles Description	[In] Rated Current (A)	Module Width 18mm/module	MOQ	Reference	Unit MRP [₹]
2	40	2	6	A9S2P040	999
	63	2	6	A9S2P063	1320
3	40	3	4	A9S3P040	1745
	63	3	4	A9S3P063	2044
4	40	4	3	A9S4P040	2209
	63	4	3	A9S4P063	2406
	100	4	3	A9S4P100	4025
	125	4	3	A9S4P125	4448

Selector Switch - iSSW

- Complies to IEC 60947-5-1 and IEC 60669-1
- Rating 20A, 250V AC
- Electrical life (AC22): 30,000 cycles
- Connection: tunnel terminals cables up to 10 sq. mm

No. of positions	Poles Description	Contacts	Module Width 18mm/module	MOQ	Reference	Unit MRP [₹]
2	1	1 C/O	1	12	A9E18070	2137
	2	2 C/O	2	6	A9E18071	2938
	2	1NO + 1NC	1	12	A9E18072	1713
3	1	1 C/O	1	12	A9E18073	1961
	2	2 C/O	2	6	A9E18074	3545

iRO Buzzers

- Audible indication in housing and the tertiary sector
- Sound level of 70dBA at a distance of 60cm

Voltage	Module Width 18mm/module	Reference	Unit MRP [₹]
230V AC	1	A9A15322	2641

Please contact Customer Care Center for Stockable and Non stockable status of references.

☑ NORMAL STOCK ITEMS

W.E.F. January 17th, 2026

iCT Contactors

Suitable for
ComReady Auxiliary

- Complies to IEC 1095, E N 61095
- 4 operating modes switch on front face :
  - Automatic mode
  - Temporary "ON" mode
  - Permanent "ON" mode
  - Shutdown
- Mechanical contact position Indicator
- Safe installation maintainance: lock the contactor in ON position
- Silent operation (20dB) for entire range

Type	Rating (A)	No. of Contacts	Module Width 18mm/module	Reference	Unit MRP [₹]
1P	25	1NO	1	A9C20731	3164
2P	16	2NO	1	A9C22712	3256
	25	2NO	1	A9C20732	3967
	40	2NO	2	A9C20842	8383
	63	2NO	2	A9C20862	8511
3P	25	3NO	2	A9C20833	5017
	40	3NO	2	A9C20843	11137
	63	3NO	3	A9C20863	12104
4P	25	4NO	2	A9C20834	5253
	40	4NO	2	A9C20844	12972
	63	4NO	3	A9C20864	13686
	63	2NO + 2NC	3	A9C20868	15820

Note: 100A Contactor in 2P / 4P - available on request

iTL Impulse Relays

Suitable for
ComReady Auxiliary

- Complies to IEC/EN 60669-2-2
- Safe maintenance: disconnection of remote control by selector switch
- Manual Controls on front face: 0-I toggle
- Mechanical contact position Indicator
- Maximum 5 operations/min. and 100 switching operations/day
- Degree of pollution: 3 (suitable for industrial environment)

Type	Rating (A)	Control Voltage	No. of Contacts	Module Width	Reference	Unit MRP [₹]
1P	16	230-240 VAC	1NO	1	A9C30811	2129
	32	230-240 VAC	1NO	1	A9C30831	2680
2P	16	230-240 VAC	2NO	1	A9C30812	3364
	32	230-240 VAC	2NO	1	A9C30831 + A9C32836	7746
3P	16	230-240 VAC	1NO+1NO/NC+1NO	2	A9C30811 + A9C32816	6193
	32	230-240 VAC	1NO+1NO/NC+1NO	2	A9C30831 + 2 x A9C32836	12812
4P	16	230-240 VAC	4NO	2	A9C30814	6503
	32	230-240 VAC	4NO	2	A9C30831 + 3 x A9C32836	17878

iIL Indicator Lights

- Complies to IEC 60947-5-1
- Indicator light with LED technology
- Service life 100,000 hours with constant luminous efficiency

Type	Colour	Module Width 18mm/module	Reference	Unit MRP [₹]
Single Indicator light	Red	1	A9E18320	2121
	Green	1	A9E18321	2121
	Blue	1	A9E18323	2121
	Orange	1	A9E18324	2121
3 phase voltage presence light	Red/Red/Red	1	A9E18327	6243
Single Push Button (1 NO+ 1NC)	Grey	1	A9E18033	2830

Note: For all above Reference MOQ = 1

Please contact Customer Care Center for Stockable and Non stockable status of references.

☑ NORMAL STOCK ITEMS

W.E.F. January 17th, 2026

Communication Auxiliaries

Auxiliary for Protection Devices (OF+SD24)

Auxiliary for Contactors (iACT24)

Auxiliary for Impulse Relays (iATL24)

Description	Module Width	Reference	Unit MRP [₹]
OF+SD24	0.5	A9N26899	4317
iACT24	1	A9C15924	27914
iATL24	1	A9C15424	20910

Reflex iC60 - Integrated Control & Overcurrent Protection Device

ComReady

- All in One Solution: MCB + Contactor + Impulse Relay + Auxiliary
- 10kA Breaking capacity as per IEC/EN 60947-2
- Ti24 interface: Connection to PLC, Smartlink
- 3 operating modes to cater to a variety of applications
- Safe lock down with Integrated Padlocking
- Simplified maintenance: Front face Indicator allows better reliability

[In] Rated Current (A)	2 Pole Reference	Unit MRP [₹]	3 Pole Reference	Unit MRP [₹]	4 Pole Reference	Unit MRP [₹]
Module Width **	**4.5 mod**		**5.5 mod**		**6.5 mod**	
B Curve						
10	A9C61210	54628	-	-	-	-
C Curve						
10	A9C62210	58003	A9C62310	62122	-	-
16	A9C62216	58003	A9C62316	59976	A9C62416	62411
25	A9C62225	55233	A9C62325	58794	-	-
40	A9C62240	58174	-	-	A9C62440	68231
63	-	-	-	-	A9C62463	70007

Note: **18mm/module

Please contact Customer Care Center for Stockable and Non stockable status of references.

☑ NORMAL STOCK ITEMS

W.E.F. January 17th, 2026

Note

Note

Schneider Electric India Pvt. Ltd.

Corporate Office: 15th Floor, DT-4 Downtown, DLF Phase 3, Sector 25A, Gurugram, Haryana - 122002

Ahmedabad
Schneider Electric India (P) Ltd.
1506-1507, 15th Floor Shapth-5
Opp.Karnavati Club, SG Highway,
Ahmedabad, Gujarat - 380015
Tel.: 079-66826701

Coimbatore
Schneider Electric India Pvt. Ltd.
Mikro Grafeio Services Pvt Ltd.,
Elysium Tower, #21, A.T.T
Colony, Near Honda Office,
Coimbatore, Tamil Nadu - 641018

Lucknow
Schneider Electric India (P) Ltd.
Summit, Plot No. TCG 3/3
6th Floor, 604A/B/C, Vibhuti Khand
Gomti Nagar, Lucknow
Uttar Pradesh - 226010
Tel.: 0522-3500334

Nashik
Schneider Electric India (P) Ltd.
401, 4th Floor, Rishi Raj Towers
Jehan Circle, Gangapur Road
Nashik - 422013
Tel.: 0253-2344333

Bengaluru
Schneider Electric India (P) Ltd.
No. 3/1, JP Techno Park
Mezzanine Floor, Millers Tank Bund
Road, Vasanth Nagar
Bengaluru - 560052
Tel.: 080-71481351

Hyderabad
Schneider Electric Pvt. Ltd.
4B-4th Floor, Gumidelli Towers,
Prakash Nagar, Begumpet,
Hyderabad - 500016

Ludhiana
Schneider Electric India (P) Ltd.
SCO 23, 2nd Floor,
Chandigarh Road, Sector 32
Ludhiana, Punjab -141010
Tel.: 0161- 5203011

New Delhi
Schneider Electric India (P) Ltd.
C-56, Mayapuri Industrial Area, Phase-2
New Delhi - 110064
Tel.: 011-61317400

Bhubaneswar
Schneider Electric India (P) Ltd.
Workloop Co-Working in the property
Office No. 316, Esplanade One Mall
Rasulgarh, Bhubaneswar - 751010

Indore
Schneider Electric India (P) Ltd.
219, Dhan Trident Building
Vijay Nagar, A.B.Road
Indore - 452001

Mohali
Schneider Electric India (P) Ltd.
2nd Floor, Tower-A
Bestech Business Tower
Mega Information & Technology Park
Industrial Plot No.1, Phase IX
(Expansion), Mohali - 160059
Tel.: 0172-7198200

Pune
Schneider Electric India (P) Ltd.
Amar Caliber, CTS No 911, BMCC Road,
OFF F.C. Road, Deccan Gymkhana,
Shivaji Nagar, Pune - 411007
Tel.: 020-67492500

Chennai
Schneider Electric India (P) Ltd.
No: 29, 2nd Floor,
Bannari Amman Towers, B-Block
Dr. Radhakrishnan Road, Mylapore
Chennai - 600 004
Tel.:044-71912000

Jaipur
Schneider Electric India (P) Ltd.
Jaipur Business Centre 309
3rd Floor, Sangam Tower 190
Church Road, Jaipur - 302001
Tel.: 0141-2374810

Mumbai
Schneider Electric India Pvt. Ltd.
L&T Business Park, Tower B,
7th Floor, TC-II, Gate No.5,
Saki Vihar Road, Powai,
Mumbai - 400072

Vadodara
Schneider Electric India (P) Ltd.
Notus IT Park, 10th Floor, Block-D
Sarabhai Campus, Vadiwadi
Vadodara, Gujarat - 390017

Cochin
Schneider Electric India (P) Ltd.
Alapatt Properties Private Limited
(Trade Name: Centre A)
Main Door Number: 66/4971
(Old Door Number: 40/6584-H)
7th Floor Alapatt Heritage Building
MG Road Kochi - 682035

Kolkata
Schneider Electric (I) Pvt. Ltd.
BN3, Salt Lake, Sector V,
Kolkata - 700091

Nagpur
Schneider Electric India (P) Ltd.
6, Vasant Vihar Complex
W.H.C Road, Shankar Nagar
Nagpur - 440010
Tel.: 0712-2558581

Vishakhapatnam
Schneider Electric India (P) Ltd.
D.N.10-1-43, 1st Floor
Ratnam's Business Centre,
Siripuram Fort, C.B.M.Compound
Visakhapatnam - 530016
Tel.: 0891-6675500

Customer Care Centre
Monday-Saturday, 9 a.m. to 8 p.m.
Toll-free numbers: 1800 419 4272, 1800 103 0011
Email: customercare.in@schneider-electric.com

For more information, visit our website at: www.se.com/in

- All Prices are in Indian Rupees
- Prices are subject to change without prior notice
- Product evolution is a continuous process and Schneider Electric reserves the right to modify/withdraw any product at any time without prior notice
- Prices charged will be as prevailing on the date of dispatch
- Invoice Amount = (MRP – less Applicable discount) + Applicable GST %
- Tax incidence on invoices is basis applicable GST rates
- Invoice amount not to exceed MRP
- Product pictures shown are for illustration purpose only; actual product may vary
- Kindly refer product datasheet for detailed specification

Distributor